

ACTIONclima[®]



GH-0

Moduli Energetici
Energy Modules



ECODESIGN

MT-Dis_GH-O_2112ACTION

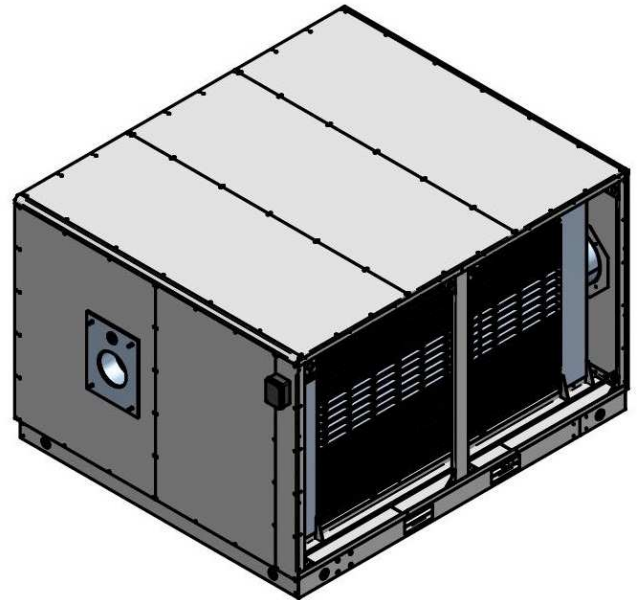
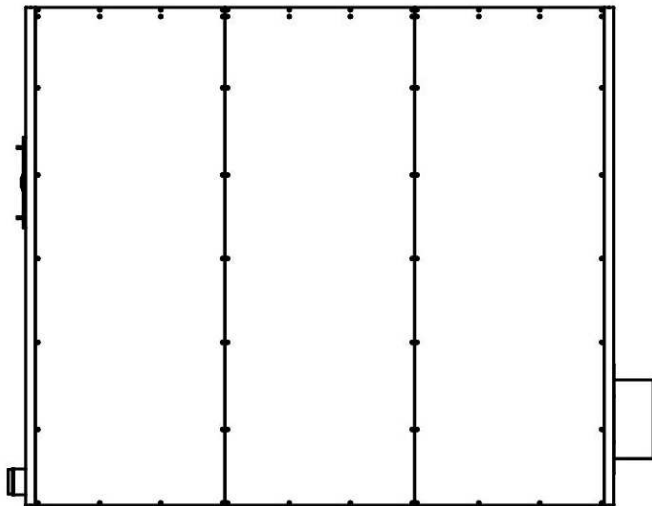
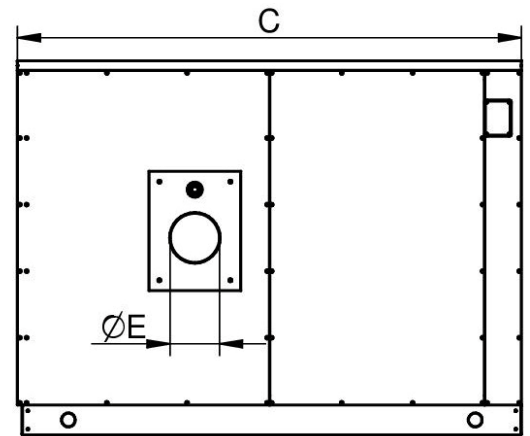
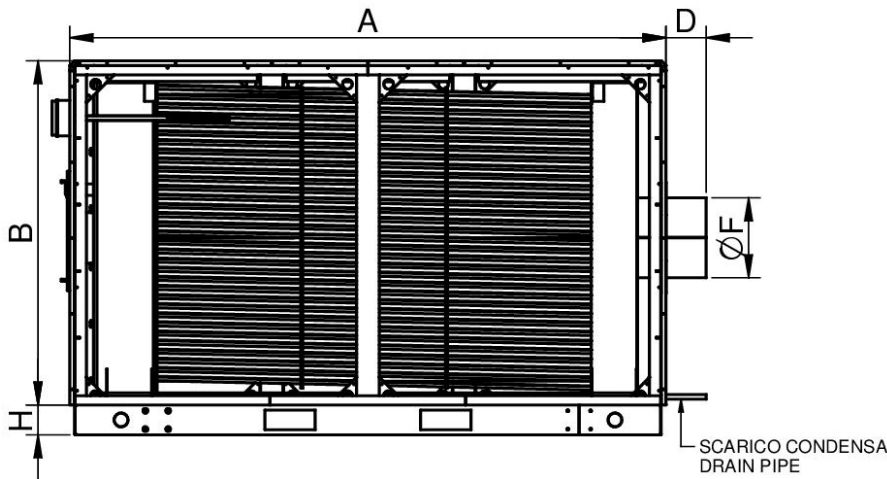
MANUALE TECNICO: DIMENSIONI & DISEGNI

TECHNICAL MANUAL: DIMENSIONS & DRAWINGS



BME-O

Sezione Modulo Energetico
 Energy Module Section



Taglia - Size		GH-O	12	15	20	25	29	30	40	60	80	110	130	160	200
Dimensioni principali Main dimensions	A	mm	450	450	650	650	650	750	750	900	900	1000	1000	1400	1400
	B	mm	450	450	480	480	480	500	500	650	650	850	850	1000	1000
	C	mm	900	900	940	940	940	1100	1100	1200	1200	1450	1450	1550	1550
	D	mm	80	80	116	116	116	90	90	120	120	140	140	160	160
	H	mm	130	130	130	130	130	130	130	130	130	130	130	130	130
	Ø E	mm	100	100	100	100	100	110	110	110	110	140	140	160	160
	Ø F	mm	120	120	120	120	120	120	120	160	160	180	180	200	200
Scarico condensa - Drain pipe	Ø	mm	20	20	20	20	20	20	20	20	20	20	20	20	20
GH-ME	Peso netto Net weight	Kg	24	26	31	33	35	40	44	64	71	98	110	148	160
BME-KZ	Peso netto Net weight	Kg	37	37	49	49	49	65	65	86	86	117	117	157	157
BME-K	Peso netto Net weight	Kg	38	38	50	50	50	66	66	87	87	118	118	159	159
BME-X	Peso netto Net weight	Kg	45	45	58	58	58	75	75	97	97	133	133	178	178
BME-Y	Peso netto Net weight	Kg	52	52	67	67	67	87	87	117	117	155	155	227	227

Box: **K**=Doppio pannello 20mm, **X**=Doppio pannello 40mm, **Y**=Doppio pannello 80mm

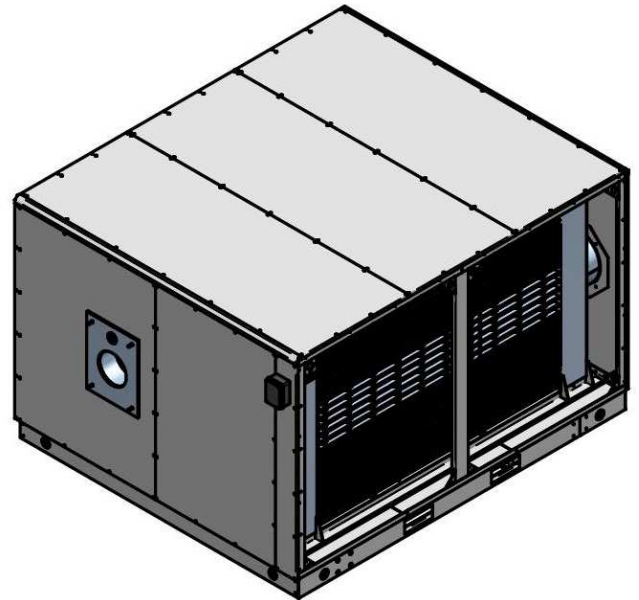
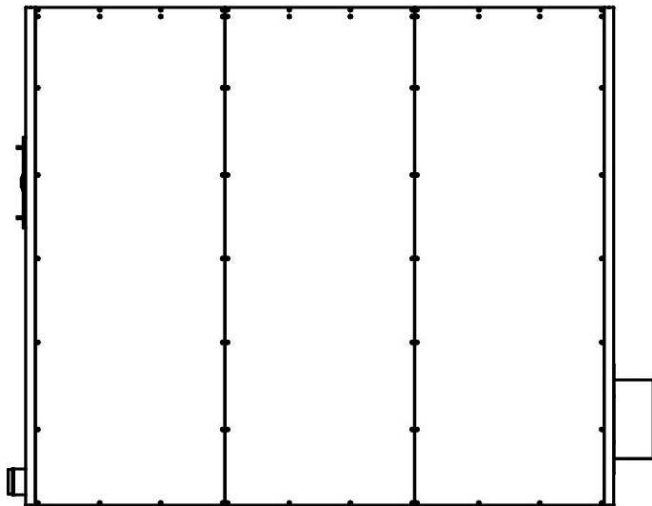
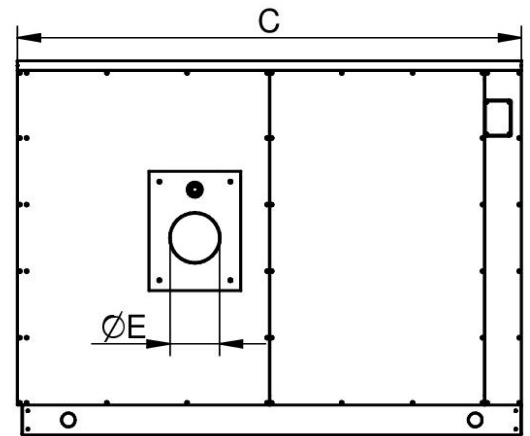
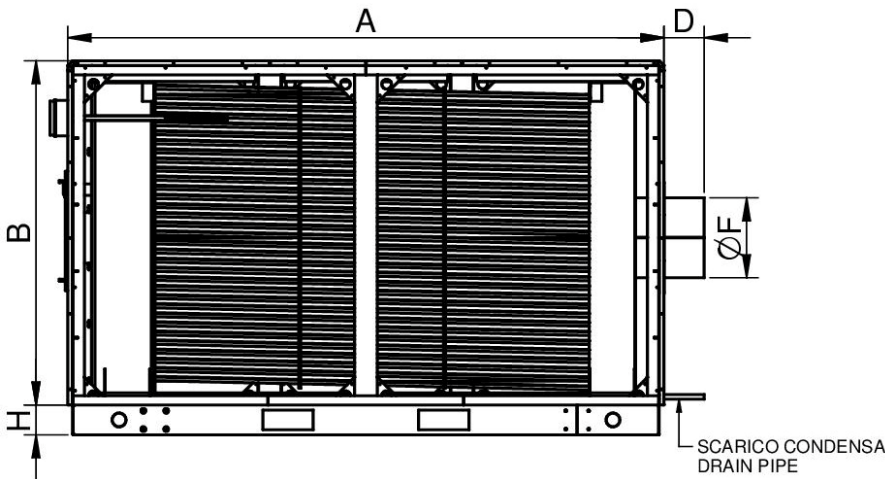
- Dimensioni @KZ, K (Per versioni "X": A+40mm, B+40mm), (Per versioni "Y": A+120mm, B+120mm);
- Peso netto GH-ME @ME1/2/3/4/5/6: solo modulo energetico, escluso box BME e imballo;
- Peso netto BME @KZ/K/X/Y: solo box, escluso modulo energetico e imballo.

Box: **K**=Double panel 20mm, **X**=Double panel 40mm, **Y**=Double panel 80mm

- Dimensions @KZ, K (For versions "X": A+40mm, B+40mm), (For versions "Y": A+120mm, B+120mm);
- Net weight GH-ME @ME1/2/3/4/5/6: only energy module, excluding box BME and packaging;
- Net weight BME @KZ/K/X/Y: only box, excluding energy module and packaging.

BME-O

Sezione Modulo Energetico
 Energy Module Section



Taglia - Size		GH-O	250	300	350	400	450	520	580	650	750	850	1000	1200
Dimensioni principali Main dimensions	A	mm	1900	1900	2100	2100	2100	2100	2600	2600	3100	3100	3700	3700
	B	mm	1150	1150	1250	1250	1300	1300	1500	1500	1600	1600	1800	1800
	C	mm	1750	1750	1700	1700	1950	1950	2200	2200	2300	2300	2400	2400
	D	mm	140	140	140	140	190	190	175	175	170	170	200	200
	H	mm	130	130	130	130	130	130	130	130	130	130	130	130
	Ø E	mm	180	180	200	200	200	200	220	220	240	240	240	240
	Ø F	mm	250	250	300	300	300	300	300	300	350	350	400	400
Scarico condensa - Drain pipe		Ø mm	20	20	20	20	20	20	20	20	20	20	20	20
GH-ME	Peso netto Net weight	Kg	243	266	303	338	375	410	537	592	658	721	882	920
BME-KZ	Peso netto Net weight	Kg	235	235	260	260	287	287	396	396	473	473	568	568
BME-K	Peso netto Net weight	Kg	237	237	262	262	290	290	400	400	478	478	574	574
BME-X	Peso netto Net weight	Kg	259	259	289	289	320	320	443	443	522	522	628	628
BME-Y	Peso netto Net weight	Kg	307	307	345	345	381	381	527	527	623	623	748	748

Box: **K**=Doppio pannello 20mm, **X**=Doppio pannello 40mm, **Y**=Doppio pannello 80mm

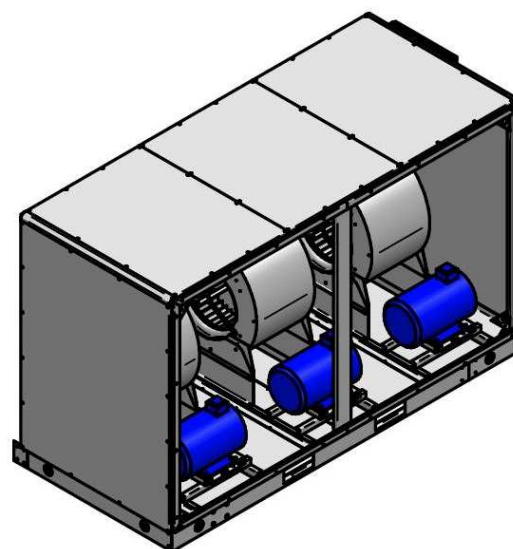
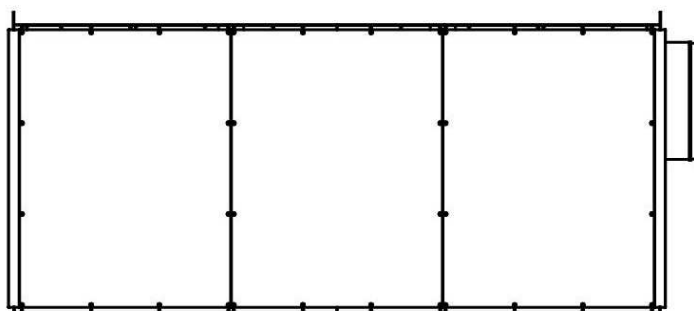
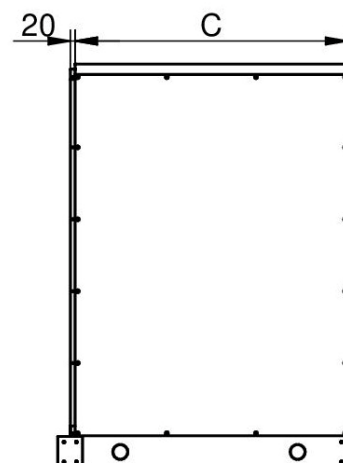
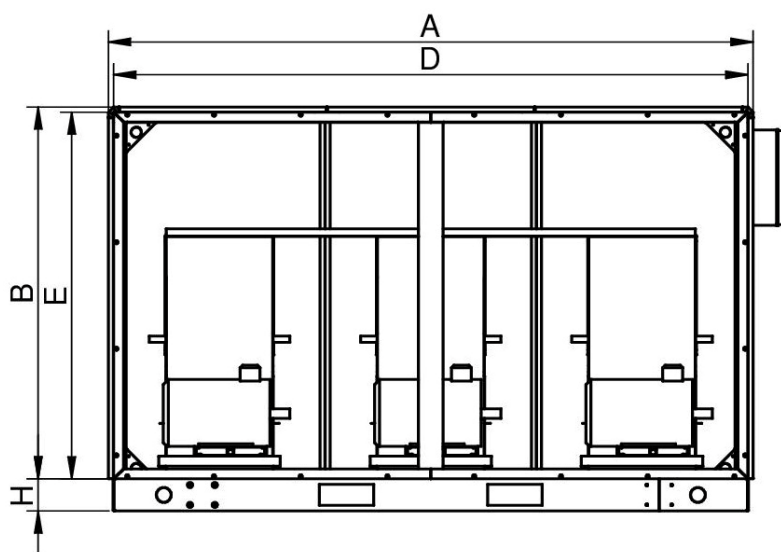
Box: **K**=Double panel 20mm, **X**=Double panel 40mm, **Y**=Double panel 80mm

- Dimensioni @KZ, K (Per versioni "X": A+40mm, B+40mm), (Per versioni "Y": A+120mm, B+120mm);
- Peso netto GH-ME @ME1/2/3/4/5/6: solo modulo energetico, escluso box BME e imballo;
- Peso netto BME @KZ/K/X/Y: solo box, escluso modulo energetico e imballo.

- Dimensions @KZ, K (For versions "X": A+40mm, B+40mm), (For versions "Y": A+120mm, B+120mm);
- Net weight GH-ME @ME1/2/3/4/5/6: only energy module, excluding box BME and packaging;
- Net weight BME @KZ/K/X/Y: only box, excluding energy module and packaging.

BV-O

Sezione Ventilante STANDARD
 Ventilating Section STANDARD



Taglia - Size		GH-O	12	15	20	25	29	30	40	60	80	110	130	160	200
Dimensioni principali Main dimensions	A	mm	450	450	650	650	650	750	750	900	900	1000	1000	1400	1400
	B	mm	450	450	480	480	480	500	500	650	650	850	850	1000	1000
	C	mm	400	400	460	460	460	850	850	900	900	1000	1000	1100	1100
	H	mm	130	130	130	130	130	130	130	130	130	130	130	130	130
	D	mm	410	410	610	610	610	710	710	860	860	960	960	1360	1360
	E	mm	430	430	460	460	460	480	480	630	630	830	830	980	980
N° Max Motori / Motors			1	1	1	1	1	1	1	1	1	1	1	2	2
N° Max Ventilatori / Fans			1	1	1	1	1	1	1	1	1	1	1	2	2
Ref. MOTORIZ			D146L190	0707	0707	0907	0907	0909	1010	1209	1212	1515	1515	1813	1818
Motoriz. @PRECONFIG.			D146L190.43	1xD1.43	1xD1.43	1xD2.43	1xD2.43	1xD3.43	1xD5.43	1xD6.63	1xD7.63	1xL9-1.5	1xL9-1.5	1xL10-2.2	1xL11-3.0
MOTORIZ @PRECONFIG.	Peso netto Net weight	Kg	4	7	7	10	10	13	23	25	27	36	36	44	59
BV-Z/P	Peso netto Net weight	Kg	14	14	18	18	18	40	40	50	50	69	69	100	100
BV-K	Peso netto Net weight	Kg	18	18	24	24	24	51	51	72	72	92	92	130	130
BV-X	Peso netto Net weight	Kg	21	21	28	28	28	63	63	79	79	106	106	149	149

Box: **Z**=Zincata, **P**=Preverniciato, **K**=Doppio pannello 20mm, **X**=Doppio pannello 40mm

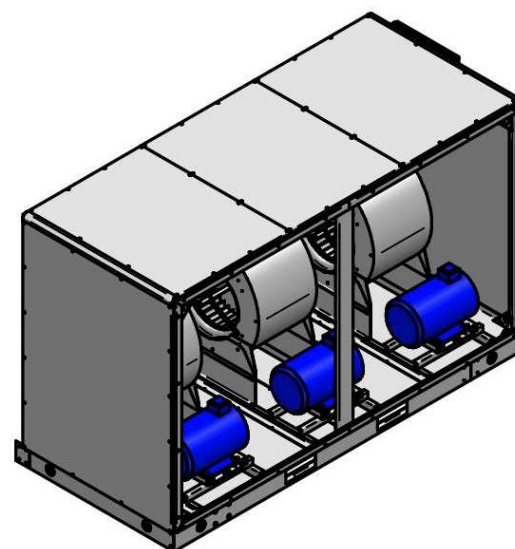
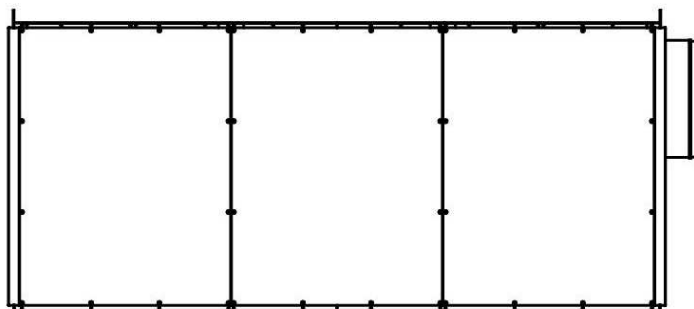
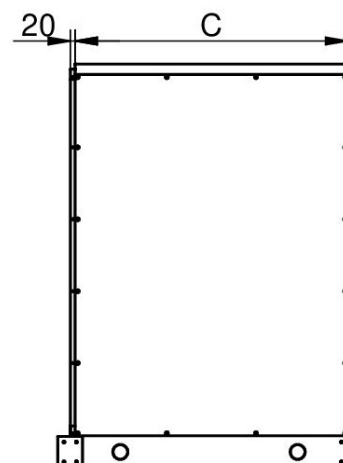
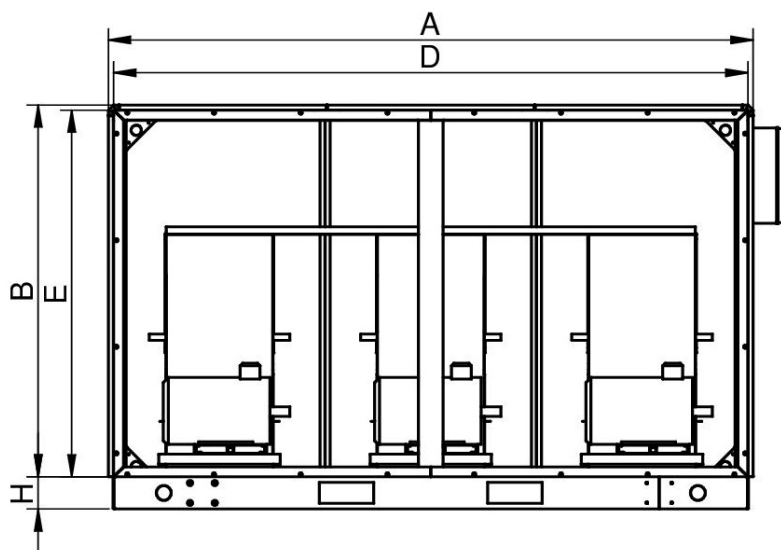
▪ Dimensioni @KZ, K (Per versioni "X": A+40mm, B+20, H+20), (Per versioni Y: A+120mm, B+120, H+60);
 ▪ Peso netto BV-Z/P/K/X: solo box, esclusa motorizzazione e imballo.

Box: **Z**=Galvanized, **P**=Pre-Painted, **K**=Double panel 20mm, **X**=Double panel 40mm

▪ Dimensions @KZ, K (For versions "X": A+40mm, B+20, H+20), (For versions "Y": A+120mm, B+120, H+60);
 ▪ Net weight BV-Z/P/K/X: only box, excluding motorization and packaging.

BV-O

Sezione Ventilante STANDARD
 Ventilating Section STANDARD



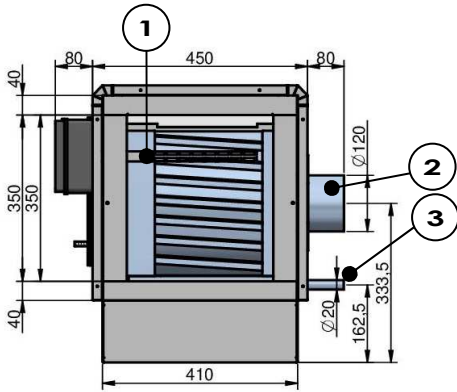
Taglia - Size		GH-O	250	300	350	400	450	520	580	650	750	850	1000	1200
Dimensioni principali Main dimensions	A	mm	1900	1900	2100	2100	2100	2100	2600	2600	3100	3100	3700	3700
	B	mm	1150	1150	1250	1250	1300	1300	1500	1500	1600	1600	1800	1800
	C	mm	1000	1000	1100	1100	1100	1100	1100	1100	1100	1100	1100	1100
	H	mm	130	130	130	130	130	130	130	130	130	130	130	130
	D	mm	1860	1860	2060	2060	2060	2060	2560	2560	3060	3060	3660	3660
	E	mm	1130	1130	1230	1230	1280	1280	1480	1480	1580	1580	1780	1780
N° Max Motori / Motors			3	3	3	3	2	2	3	3	3	3	4	4
N° Max Ventilatori / Fans			3	3	3	3	2	2	3	3	3	3	4	4
Ref. MOTORIZ			1515	1515	1818	1818	1818	1818	1813	1813	1818	1818	1818	1818
Motoriz. @PRECONFIG.			2xL9-1.5	2xL9-2.2	2xL11-2.2	2xL11-3.0	2xL11-3.0	2xL11-4.0	3xL10-3.0	3xL10-4.0	3xL11-4.0	3xL11-5.5	4xL11-4.0	4xL11-7.5
MOTORIZ @PRECONFIG.	Peso netto Net weight	Kg	72	76	100	119	119	127	161	174	191	204	256	328
BV-Z/P	Peso netto Net weight	Kg	118	118	153	153	147	147	215	215	236	236	315	315
BV-K	Peso netto Net weight	Kg	162	162	197	197	208	208	288	288	346	346	462	462
BV-X	Peso netto Net weight	Kg	185	185	227	227	237	237	325	325	377	377	495	495

Box: Z=Zincata, P=Preverniciato, K=Doppio pannello 20mm, X=Doppio pannello 40mm

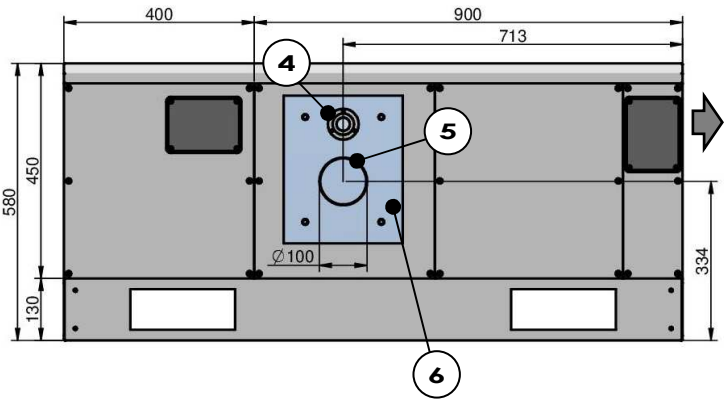
Box: Z=Galvanized, P=Pre-Painted, K=Double panel 20mm, X=Double panel 40mm

▪ Dimensioni @KZ, K (Per versioni "X": A+40mm, B+20, H+20), (Per versioni "Y": A+120mm, B+120, H+60);
 ▪ Peso netto BV-Z/P/K/X: solo box, esclusa motorizzazione e imballo.

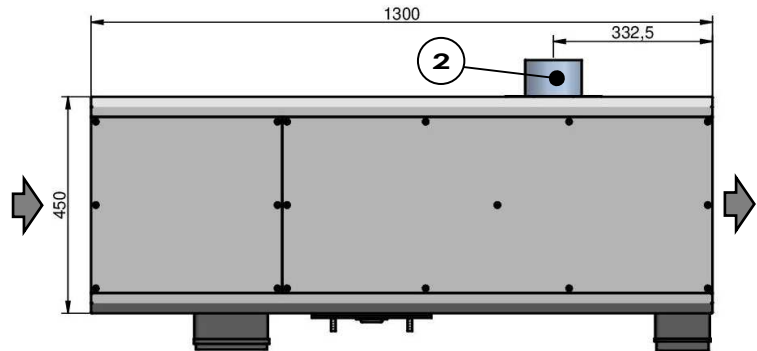
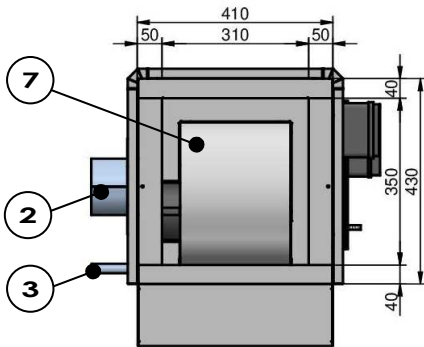
▪ Dimensions @KZ, K (For versions "X": A+40mm, B+20, H+20), (For versions "Y": A+120mm, B+120, H+60);
 ▪ Net weight BV-Z/P/K/X: only box, excluding motorization and packaging.



Bocca Mandata – Air Supply



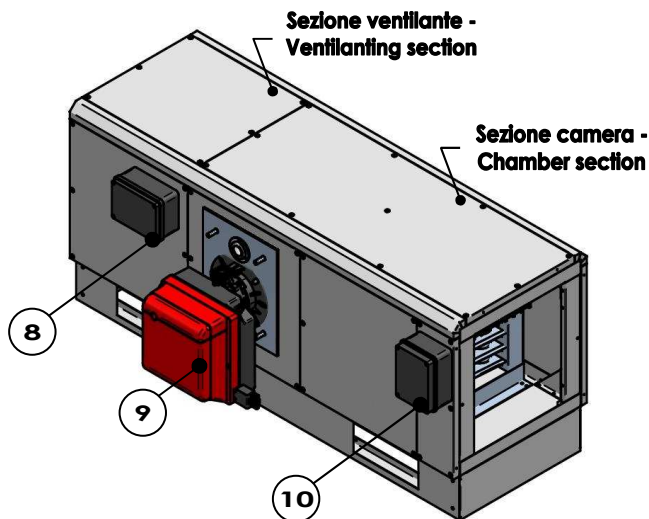
Bocca Aspirazione – Air Intake



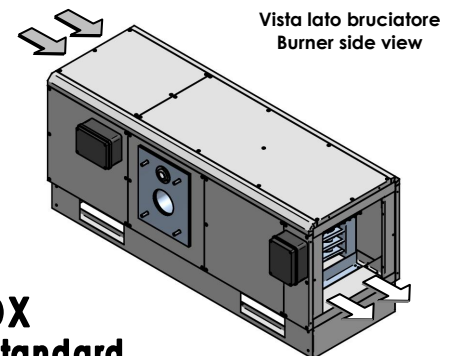
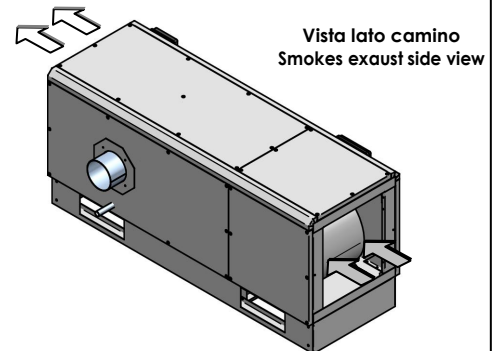
GH 12-01
 GH 15-01

Ingombro Totale	450x1.300x h580	
Bocca	Int.	310x350
Aspirazione	Ext.	410x430
Bocca	Int.	310x350
Mandata	Ext.	410x430
Nota: Misure espresse in mm		

Total Size	450x1.300x h580	
Air	Int.	310x350
Intake	Ext.	410x430
Air	Int.	310x350
Supply	Ext.	410x430
Note: All dimensions in mm		



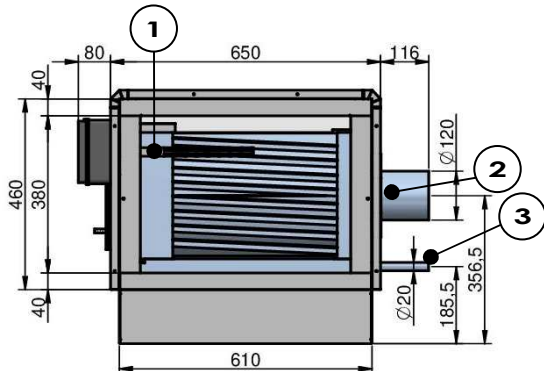
Fornitura standard in unico pezzo
 Standard supplied in one piece



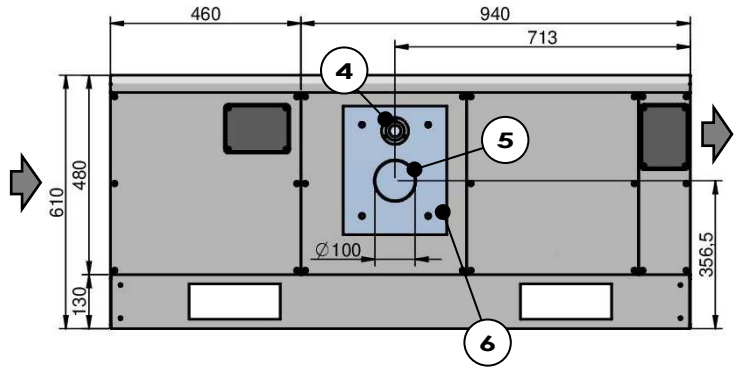
**DX
 Standard**

Su richiesta (senza sovrapprezzo) lato bruciatore a SX
 On Request (no extra price) burner side SX

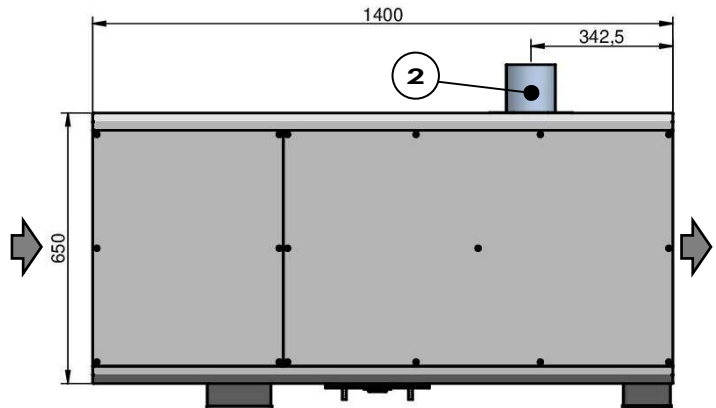
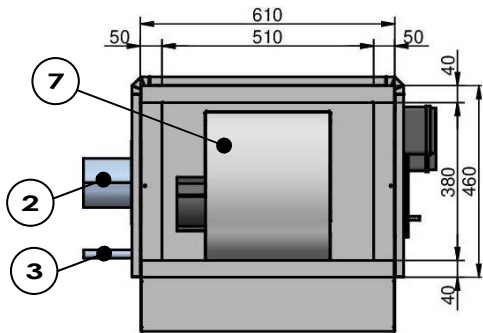
Principali componenti		Main components	
1	Termostati - (TF/L/S-R)	1	Thermostats - (TF/L/S-R)
2	Tubo scarico fumi	2	Smokes exhaust pipe
3	Scarico condensa	3	Condensate drain pipe
4	Spia controllo fiamma	4	Flame inspection
5	Foro Bruciatore	5	Burner hole
6	Flangia Bruciatore	6	Burner flange
7	Ventilatore - (DD., L., M., H..)	7	Fan - (DD., L., M., H..)
Accessori addizionali		Additional accessories	
8	Quadro elettrico - (QE...)	8	Electric board - (QE...)
9	Bruciatore	9	Burner
10	Quadro elettrico Termostati - (TF/L/S-R)	10	Thermostat Electric Board - (TF/L/S-R)



Bocca Mandata – Air Supply



Bocca Aspirazione – Air Intake

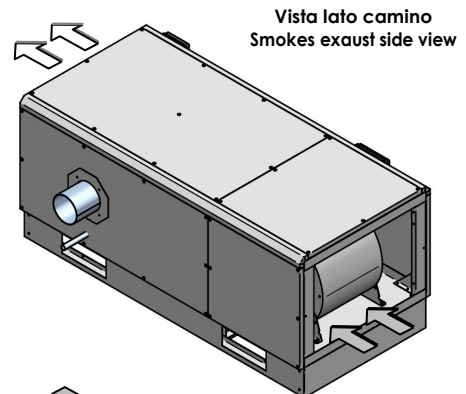


GH 20-01
GH 25-01
GH 29-01

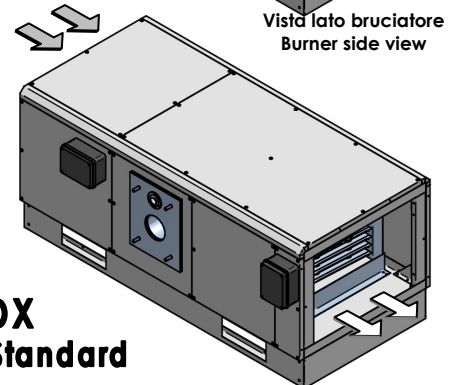
Ingombro Totale	650x1.400x h610
Bocca Int.	510x380
Aspirazione Ext.	610x460
Bocca Int.	510x380
Mandata Ext.	610x460
Nota: Misure espresse in mm	

Total Size	650x1.400x h610
Air Intake Int.	510x380
Ext.	610x460
Air Supply Int.	510x380
Ext.	610x460
Note: All dimensions in mm	

Fornitura standard in unico pezzo
 Standard supplied in one piece



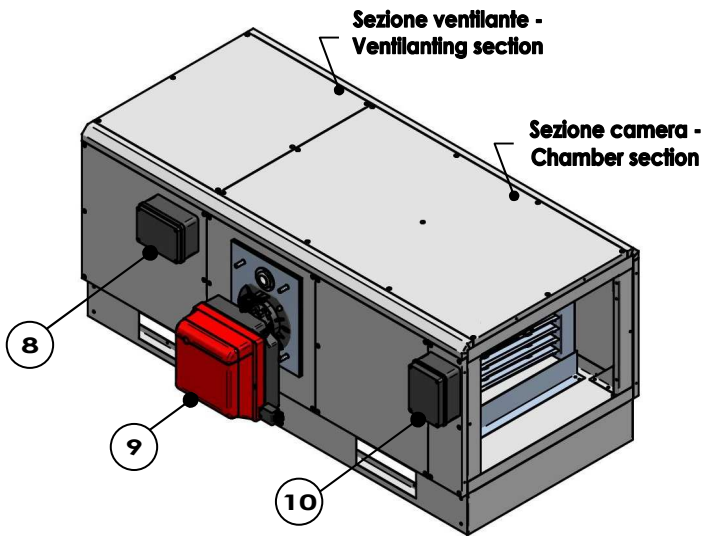
Vista lato camino
 Smokes exhaust side view



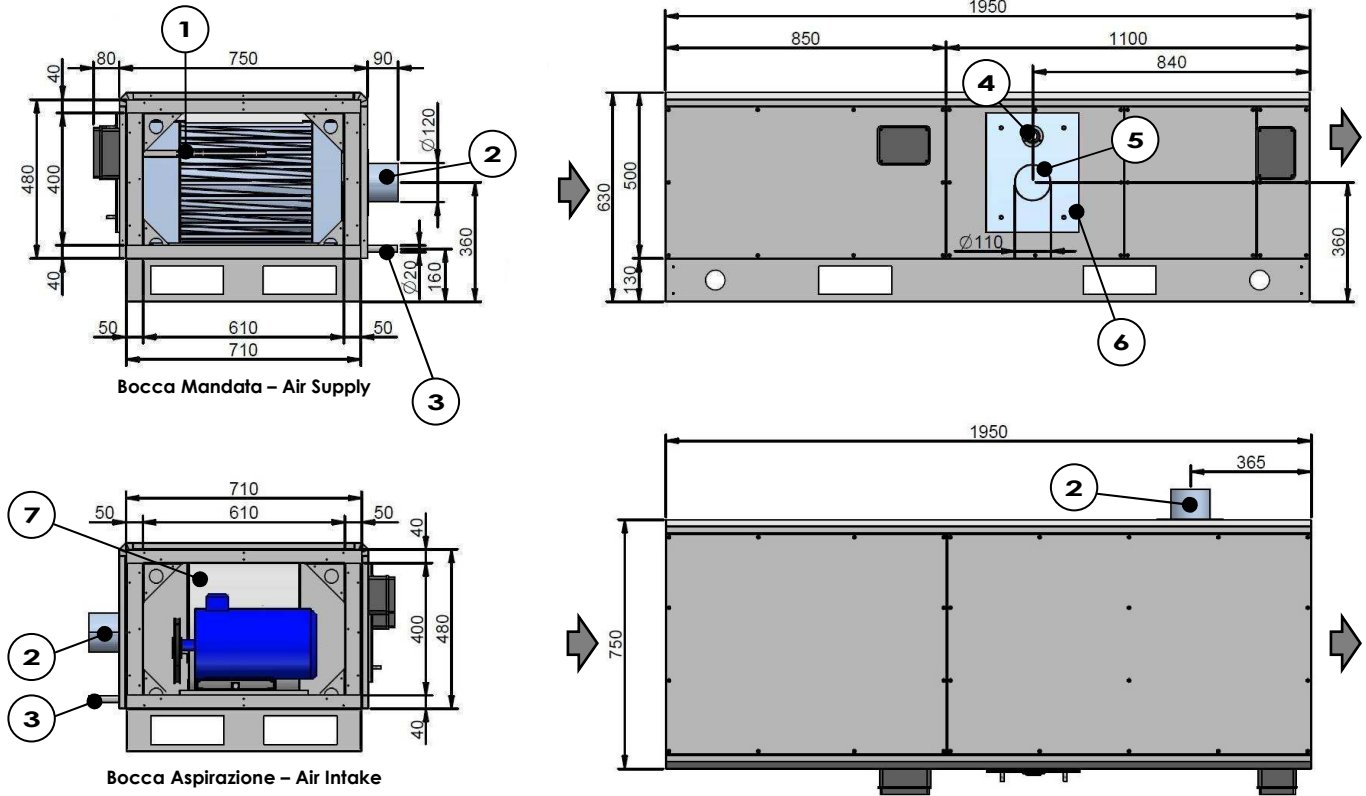
Vista lato bruciatore
 Burner side view

DX Standard

Su richiesta (senza sovrapprezzo) lato bruciatore a SX
 On Request (no extra price) burner side SX



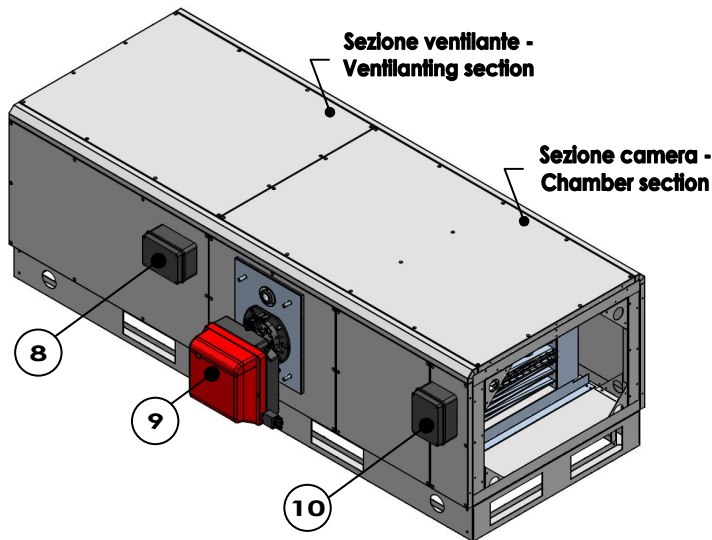
Principali componenti		Main components	
1	Termostati - (TF/L/S-R)	1	Thermostats - (TF/L/S-R)
2	Tubo scarico fumi	2	Smokes exhaust pipe
3	Scarico condensa	3	Condensate drain pipe
4	Spia controllo fiamma	4	Flame inspection
5	Foro Bruciatore	5	Burner hole
6	Flangia Bruciatore	6	Burner flange
7	Ventilatore - (DD., L., M., H..)	7	Fan - (DD., L., M., H..)
Accessori aggiuntivi		Additional accessories	
8	Quadro elettrico - (QE...)	8	Electric board - (QE...)
9	Bruciatore	9	Burner
10	Quadro elettrico Termostati - (TF/L/S-R)	10	Thermostat Electric Board - (TF/L/S-R)



GH 30-01
GH 40-01

Ingombro Totale		750x1.950x h630
Bocca	Int.	610x400
Aspirazione	Ext.	710x480
Bocca	Int.	610x400
Mandata	Ext.	710x480
Nota: Misure espresse in mm		

Total Size		750x1.950x h630
Air	Int.	610x400
Intake	Ext.	710x480
Air	Int.	610x400
Supply	Ext.	710x480
Note: All dimensions in mm		



Fornitura standard in unico pezzo
 Standard supplied in one piece

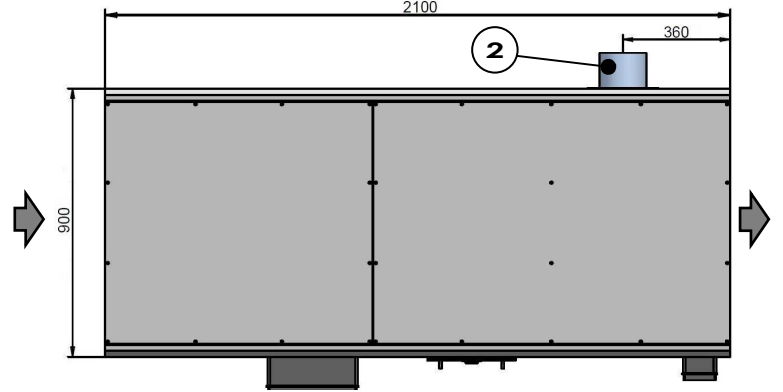
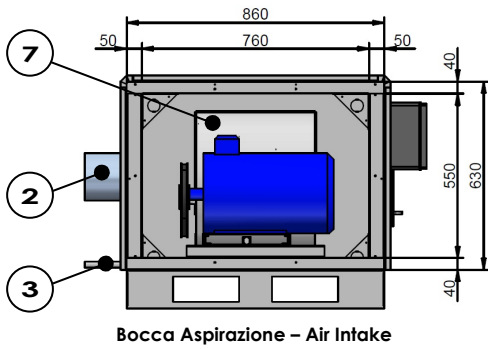
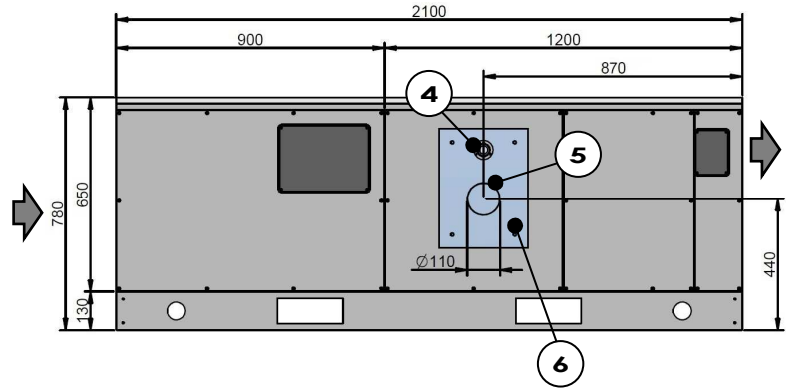
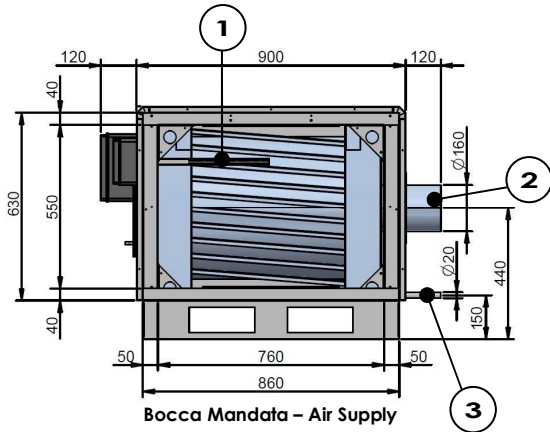
Vista lato camino
 Smokes exhaust side view

Vista lato bruciatore
 Burner side view

DX Standard

Su richiesta (senza sovrapprezzo) lato bruciatore a SX
 On Request (no extra price) burner side SX

Principali componenti		Main components	
1	Termostati - (TF/L/S-R)	1	Thermostats - (TF/L/S-R)
2	Tubo scarico fumi	2	Smokes exhaust pipe
3	Scarico condensa	3	Condensate drain pipe
4	Spia controllo fiamma	4	Flame inspection
5	Foro Bruciatore	5	Burner hole
6	Flangia Bruciatore	6	Burner flange
7	Ventilatore - (DD., L., M., H..)	7	Fan - (DD., L., M., H..)
Accessori addizionali		Additional accessories	
8	Quadro elettrico - (QE...)	8	Electric board - (QE...)
9	Bruciatore	9	Burner
10	Quadro elettrico Termostati - (TF/L/S-R)	10	Thermostat Electric Board - (TF/L/S-R)



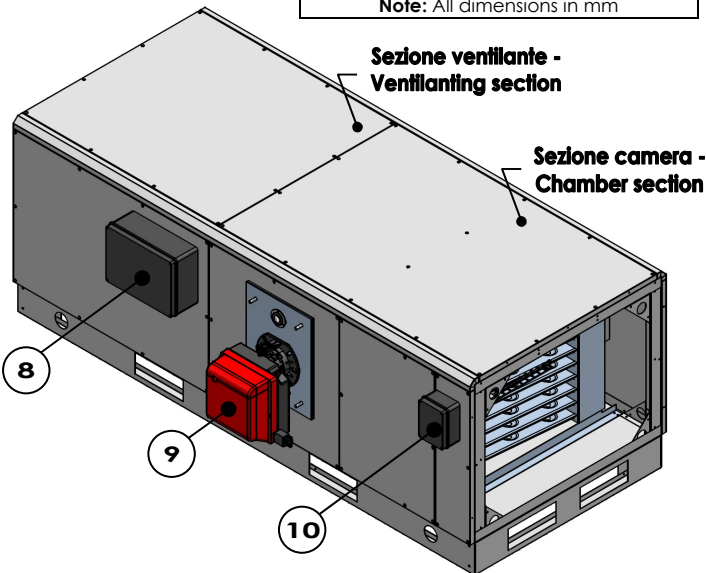
GH 60-01
GH 80-01

Ingombro Totale	900x2.100x h780	
Bocca Int.	760x550	
Aspirazione Ext.	860x630	
Bocca Int.	760x550	
Mandata Ext.	860x630	

Nota: Misure espresse in mm

Total Size	900x2.100x h780	
Air Int.	760x550	
Intake Ext.	860x630	
Air Int.	760x550	
Supply Ext.	860x630	

Note: All dimensions in mm



Fornitura standard in unico pezzo
 Standard supplied in one piece

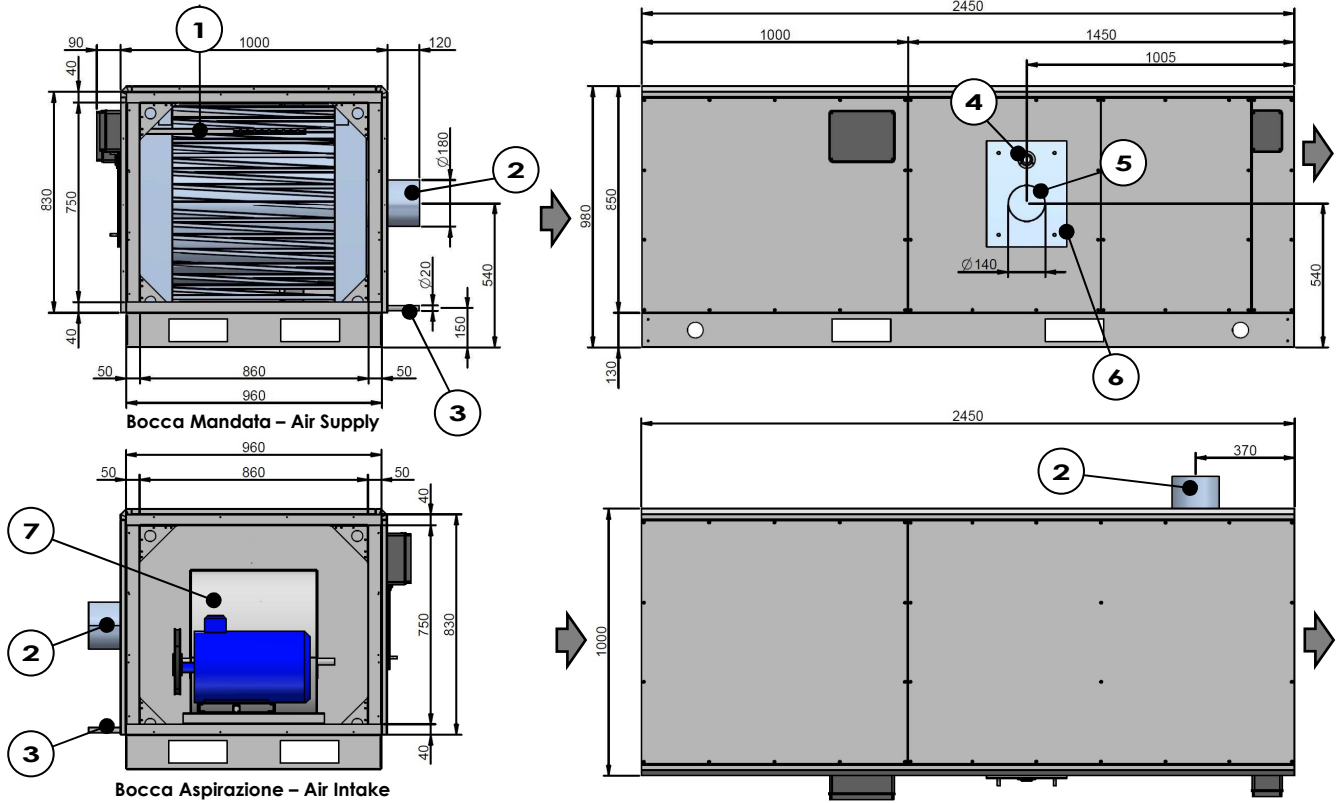
Vista lato camino
 Smokes exhaust side view

Vista lato bruciatore
 Burner side view

DX Standard

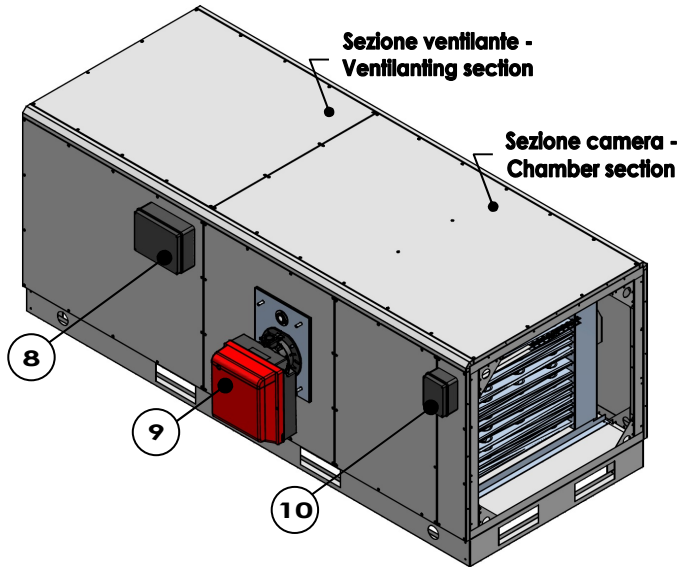
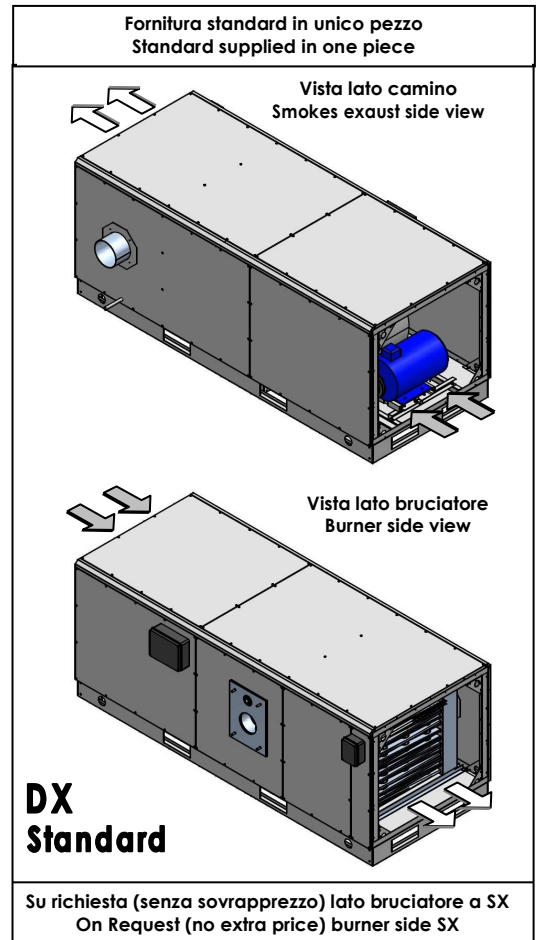
Su richiesta (senza sovrapprezzo) lato bruciatore a SX
 On Request (no extra price) burner side SX

Principali componenti		Main components	
1	Termostati - (TF/L/S-R)	1	Thermostats - (TF/L/S-R)
2	Tubo scarico fumi	2	Smokes exhaust pipe
3	Scarico condensa	3	Condensate drain pipe
4	Spia controllo fiamma	4	Flame inspection
5	Foro Bruciatore	5	Burner hole
6	Flangia Bruciatore	6	Burner flange
7	Ventilatore - (DD., L., M., H..)	7	Fan - (DD., L., M., H..)
Accessori addizionali		Additional accessories	
8	Quadro elettrico - (QE...)	8	Quadro elettrico - (QE...)
9	Bruciatore	9	Bruciatore
10	Quadro elettrico Termostati - (TF/L/S-R)	10	Quadro elettrico Termostati - (TF/L/S-R)

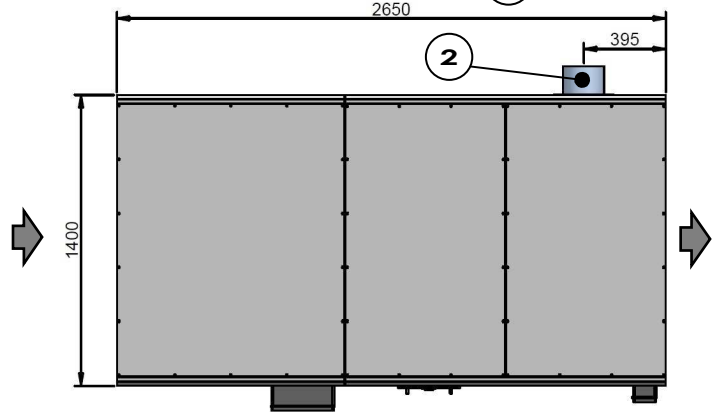
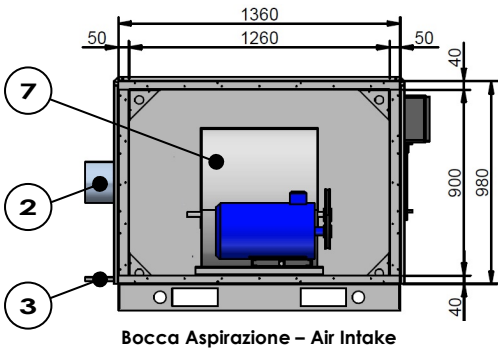
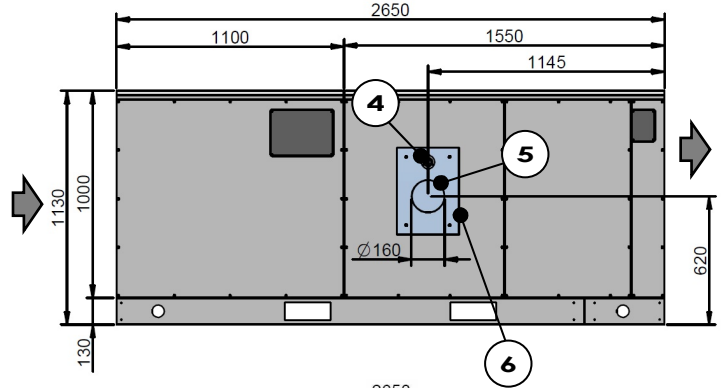
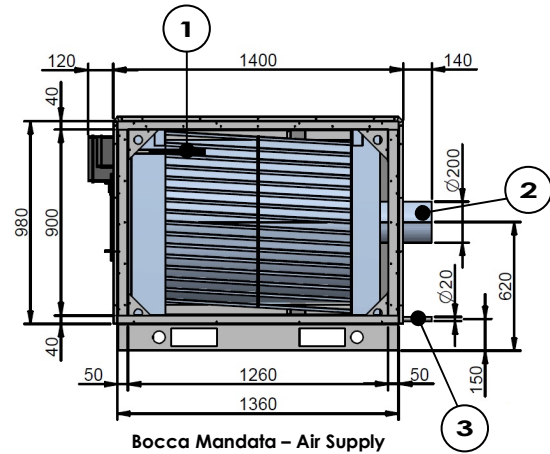


GH 110-01
GH 130-01

Ingombro Totale	1.000x2.450x h980	
Bocca Int.	860x750	
Aspirazione Ext.	960x830	
Bocca Int.	860x750	
Mandata Ext.	960x830	
Nota: Misure espresse in mm		
Total Size	1.000x2.450x h980	
Air Int.	860x750	
Intake Ext.	960x830	
Air Int.	860x750	
Supply Ext.	960x830	
Note: All dimensions in mm		



Principali componenti		Main components	
1	Termostati - (TF/L/S-R)	1	Thermostats - (TF/L/S-R)
2	Tubo scarico fumi	2	Smokes exhaust pipe
3	Scarico condensa	3	Condensate drain pipe
4	Spia controllo fiamma	4	Flame inspection
5	Foro Bruciatore	5	Burner hole
6	Flangia Bruciatore	6	Burner flange
7	Ventilatore - (DD., L., M., H..)	7	Fan - (DD., L., M., H..)
Accessori addizionali		Additional accessories	
8	Quadro elettrico - (QE...)	8	Electric board (QE...) - (ACCESSORY)
9	Bruciatore	9	Burner (ACCESSORY)
10	Quadro elettrico Termostati - (TF/L/S-R)	10	Thermostat Electric Board (TF/L/S-R) - (ACCESSORY)



GH 160-01
GH 200-01

Ingombro Totale	1.400x2.650x h1.130	
Bocca Int.	1.260x900	
Aspirazione Ext.	1.360x980	
Bocca Int.	1.260x900	
Mandata Ext.	1.360x980	
Nota: Misure espresse in mm		

Total Size	1.400x2.650x h1.130	
Air Int.	1.260x900	
Intake Ext.	1.360x980	
Air Int.	1.260x900	
Supply Ext.	1.360x980	
Note: All dimensions in mm		

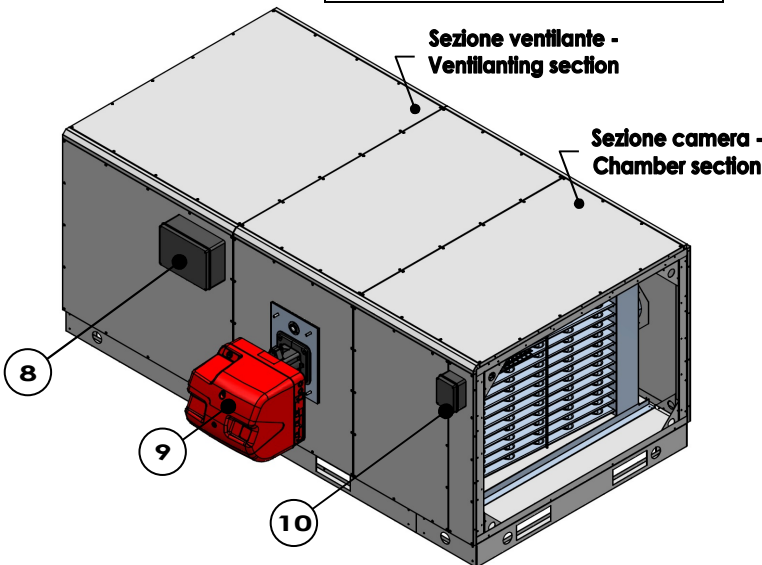
Fornitura standard in unico pezzo
 Standard supplied in one piece

Vista lato camino
 Smokes exhaust side view

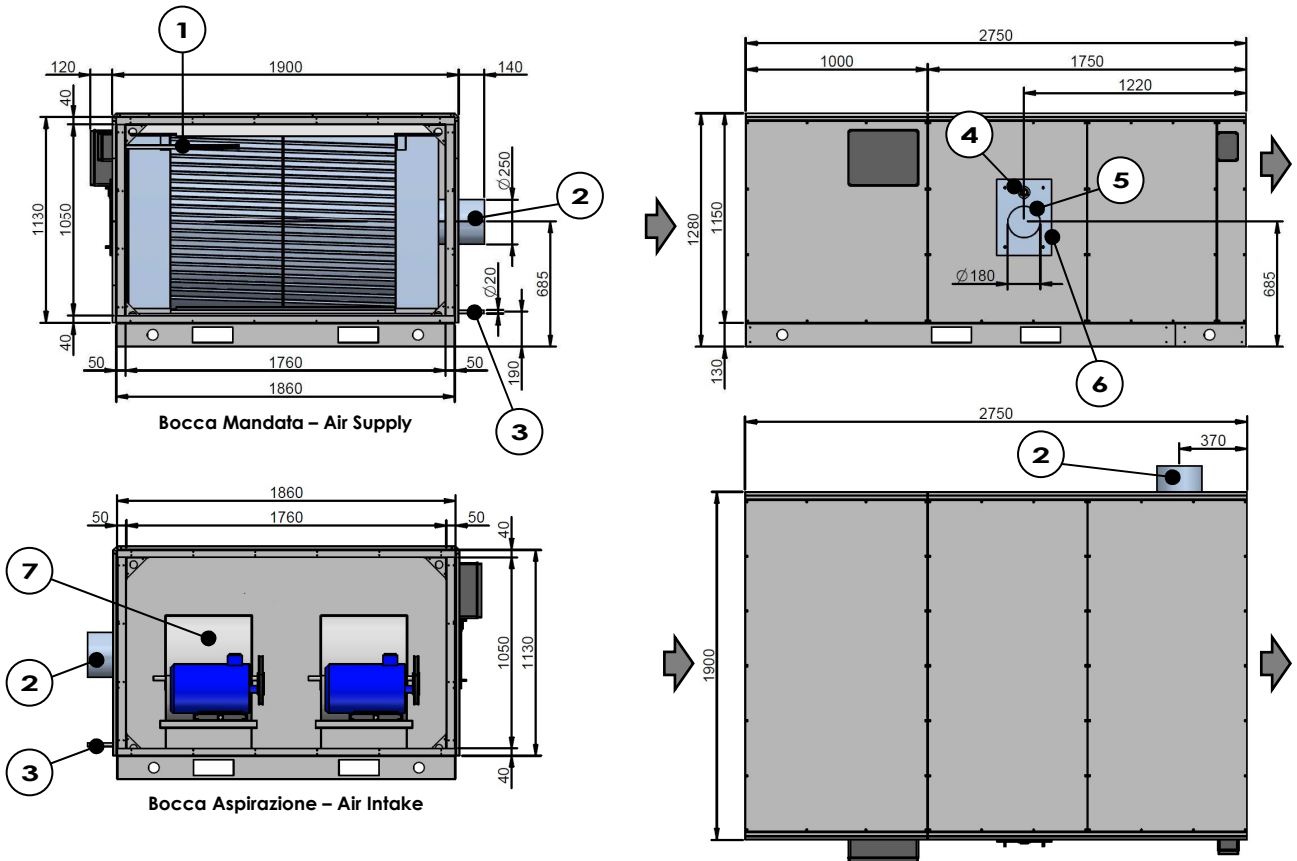
Vista lato bruciatore
 Burner side view

DX Standard

Su richiesta (senza sovrapprezzo) lato bruciatore a SX
 On Request (no extra price) burner side SX



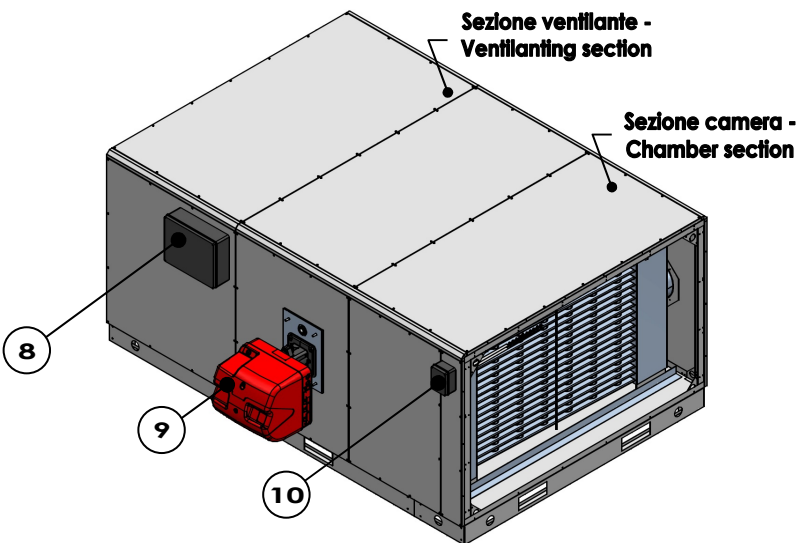
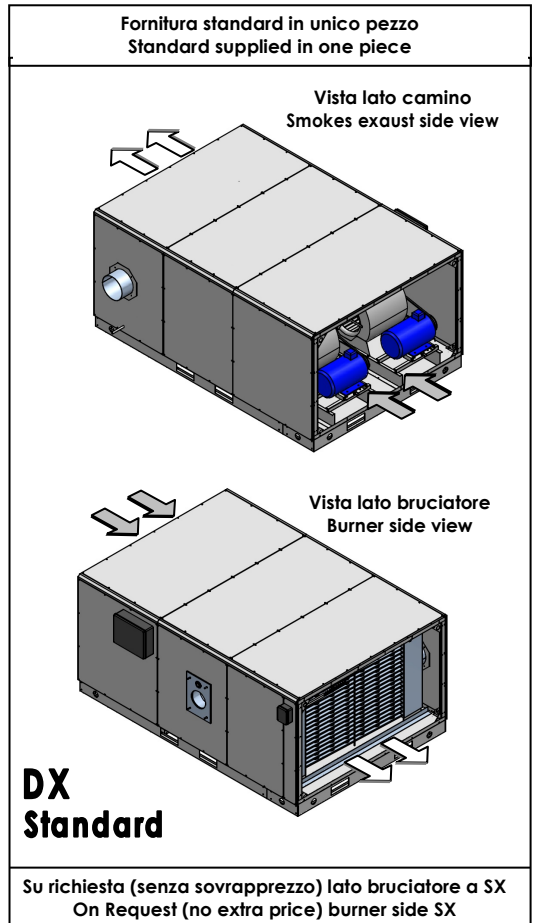
Principali componenti		Main components	
1	Termostati - (TF/L/S-R)	1	Thermostats - (TF/L/S-R)
2	Tubo scarico fumi	2	Smokes exhaust pipe
3	Scarico condensa	3	Condensate drain pipe
4	Spia controllo fiamma	4	Flame inspection
5	Foro Bruciatore	5	Burner hole
6	Flangia Bruciatore	6	Burner flange
7	Ventilatore - (DD., L., M., H..)	7	Fan - (DD., L., M., H..)
Accessori addizionali		Additional accessories	
8	Quadro elettrico - (QE...)	8	Electric board (QE...) - (ACCESSORY)
9	Bruciatore	9	Burner (ACCESSORY)
10	Quadro elettrico Termostati - (TF/L/S-R)	10	Thermostat Electric Board (TF/L/S-R) - (ACCESSORY)



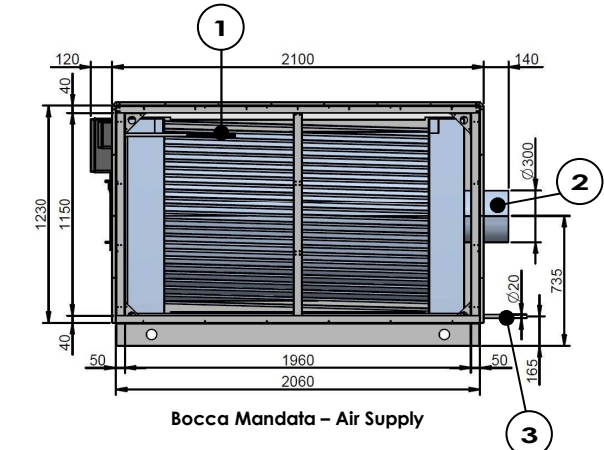
GH 250-01
GH 300-01

Ingombro Totale		1.900x2.750x h1.280
Bocca	Int.	1.760x1.050
Aspirazione	Ext.	1.860x1.130
Bocca	Int.	1.760x1.050
Mandata	Ext.	1.860x1.130
Nota: Misure espresse in mm		

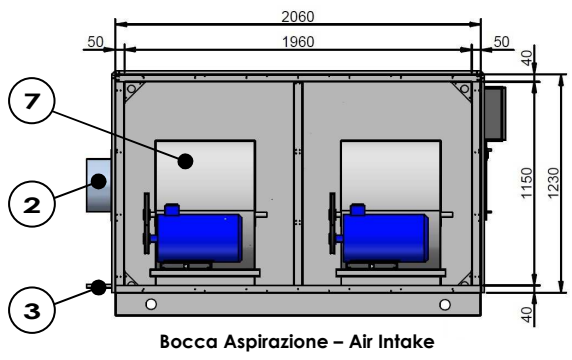
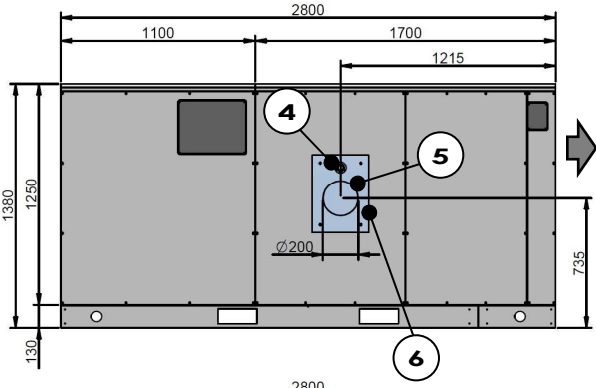
Total Size		1.900x2.750x h1.280
Air	Int.	1.760x1.050
Intake	Ext.	1.860x1.130
Air	Int.	1.760x1.050
Supply	Ext.	1.860x1.130
Note: All dimensions in mm		



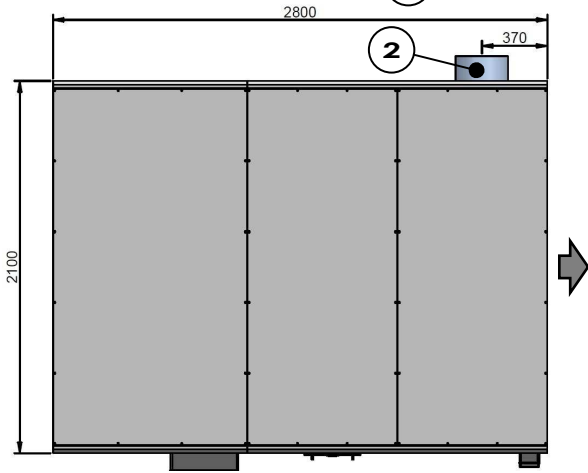
Principali componenti		Main components	
1	Termostati - (TF/L/S-R)	1	Thermostats - (TF/L/S-R)
2	Tubo scarico fumi	2	Smokes exhaust pipe
3	Scarico condensa	3	Condensate drain pipe
4	Spia controllo fiamma	4	Flame inspection
5	Foro Bruciatore	5	Burner hole
6	Flangia Bruciatore	6	Burner flange
7	Ventilatore - (DD., L., M., H..)	7	Fan - (DD., L., M., H..)
Accessori addizionali		Additional accessories	
8	Quadro elettrico - (QE...)	8	Quadro elettrico - (QE...)
9	Bruciatore	9	Bruciatore
10	Quadro elettrico Termostati - (TF/L/S-R)	10	Quadro elettrico Termostati - (TF/L/S-R)



Bocca Mandata – Air Supply



Bocca Aspirazione – Air Intake



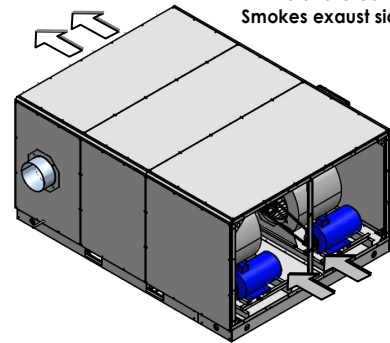
GH 350-01
GH 400-01

Ingombro Totale		2.100x2.800x h1.380
Bocca Int.	Int.	1.960x1.150
Aspirazione Ext.	Ext.	2.060x1.230
Bocca Int.	Int.	1.960x1.150
Mandata Ext.	Ext.	2.060x1.230
Nota: Misure espresse in mm		

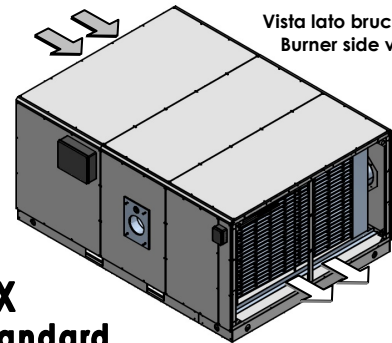
Total Size		2.100x2.800x h1.380
Air Intake Int.	Int.	1.960x1.150
Ext.	Ext.	2.060x1.230
Air Supply Int.	Int.	1.960x1.150
Ext.	Ext.	2.060x1.230
Note: All dimensions in mm		

Fornitura standard in unico pezzo
 Standard supplied in one piece

Vista lato camino
 Smokes exhaust side view

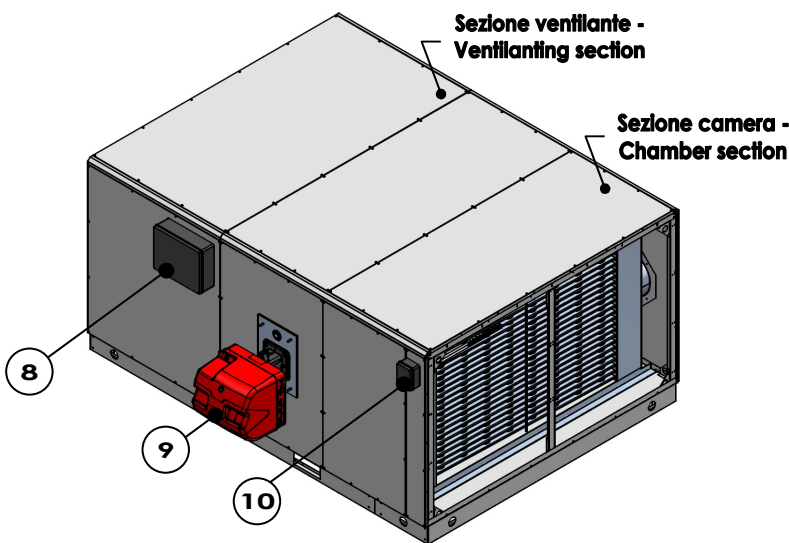


Vista lato bruciatore
 Burner side view



DX Standard

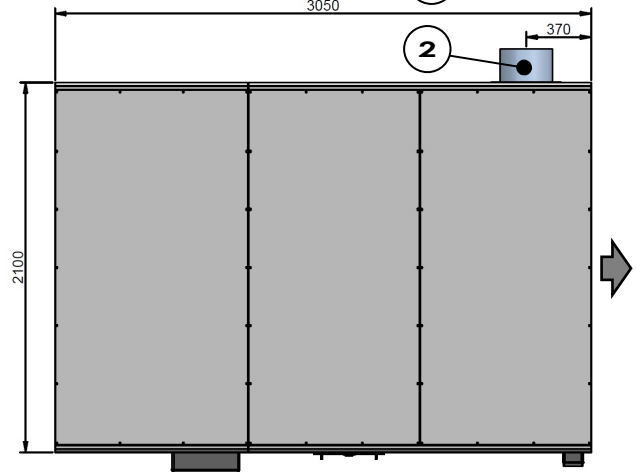
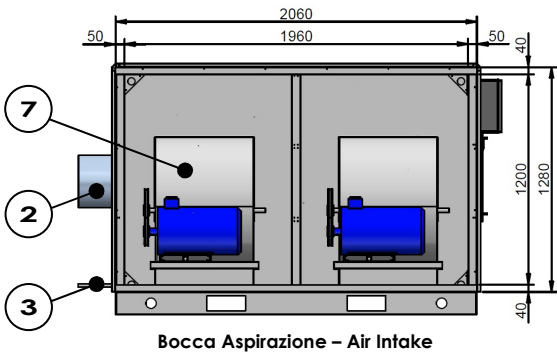
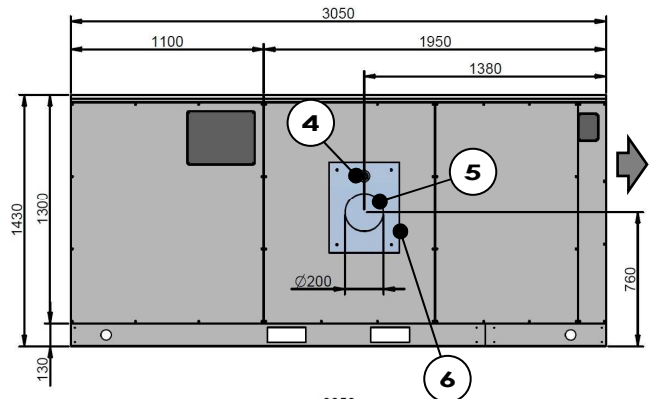
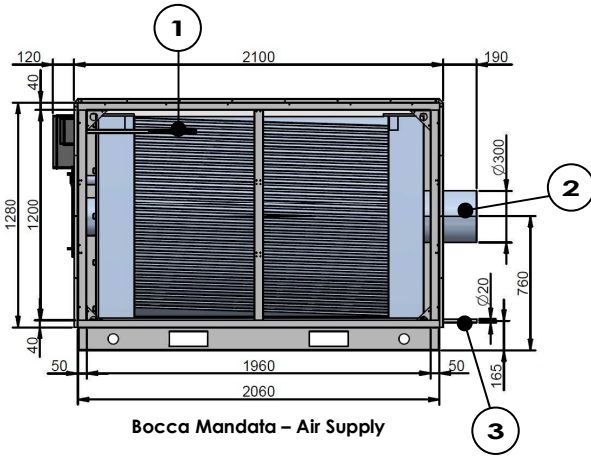
Su richiesta (senza sovrapprezzo) lato bruciatore a SX
 On Request (no extra price) burner side SX



Sezione ventilante -
 Ventilating section

Sezione camera -
 Chamber section

Principali componenti		Main components	
1	Termostati - (TF/L/S-R)	1	Thermostats - (TF/L/S-R)
2	Tubo scarico fumi	2	Smokes exhaust pipe
3	Scarico condensa	3	Condensate drain pipe
4	Spia controllo fiamma	4	Flame inspection
5	Foro Bruciatore	5	Burner hole
6	Flangia Bruciatore	6	Burner flange
7	Ventilatore - (DD., L., M., H..)	7	Fan - (DD., L., M., H..)
Accessori addizionali		Additional accessories	
8	Quadro elettrico - (QE...)	8	Quadro elettrico - (QE...)
9	Bruciatore	9	Bruciatore
10	Quadro elettrico Termostati - (TF/L/S-R)	10	Quadro elettrico Termostati - (TF/L/S-R)

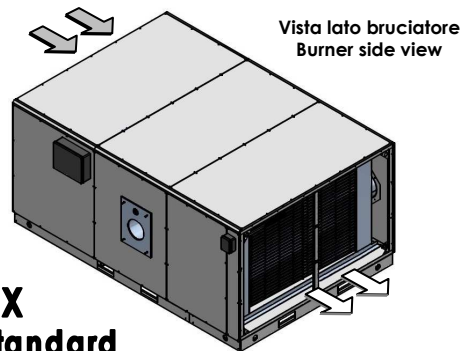
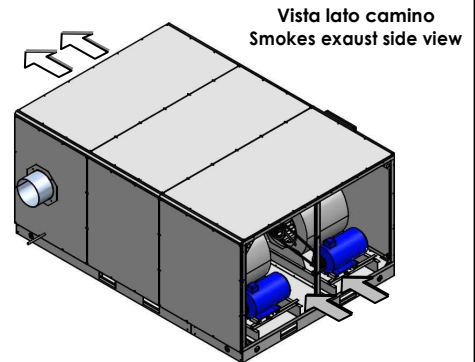


GH 450-01
GH 520-01

Ingombro Totale		2.100x3.050x h1.430
Bocca	Int.	1.960x1.200
Aspirazione	Ext.	2.060x1.280
Bocca	Int.	1.960x1.200
Mandata	Ext.	2.060x1.280
Nota: Misure espresse in mm		

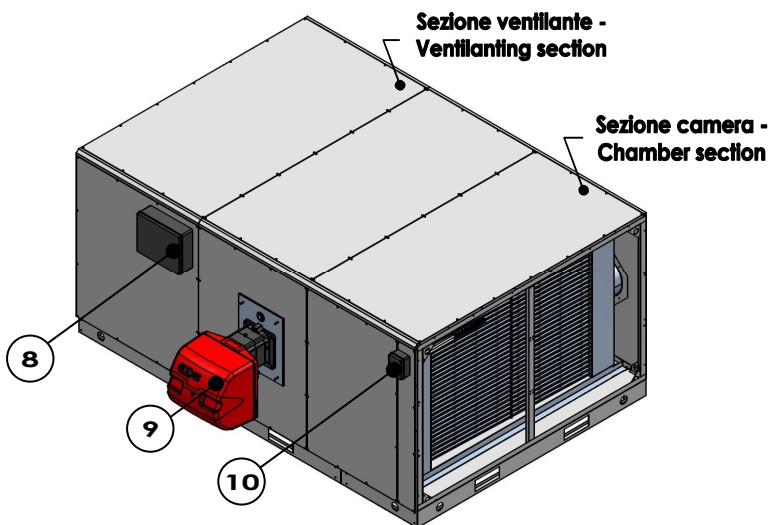
Total Size		2.100x3.050x h1.430
Air	Int.	1.960x1.200
Intake	Ext.	2.060x1.280
Air	Int.	1.960x1.200
Supply	Ext.	2.060x1.280
Note: All dimensions in mm		

Fornitura standard in unico pezzo
Standard supplied in one piece

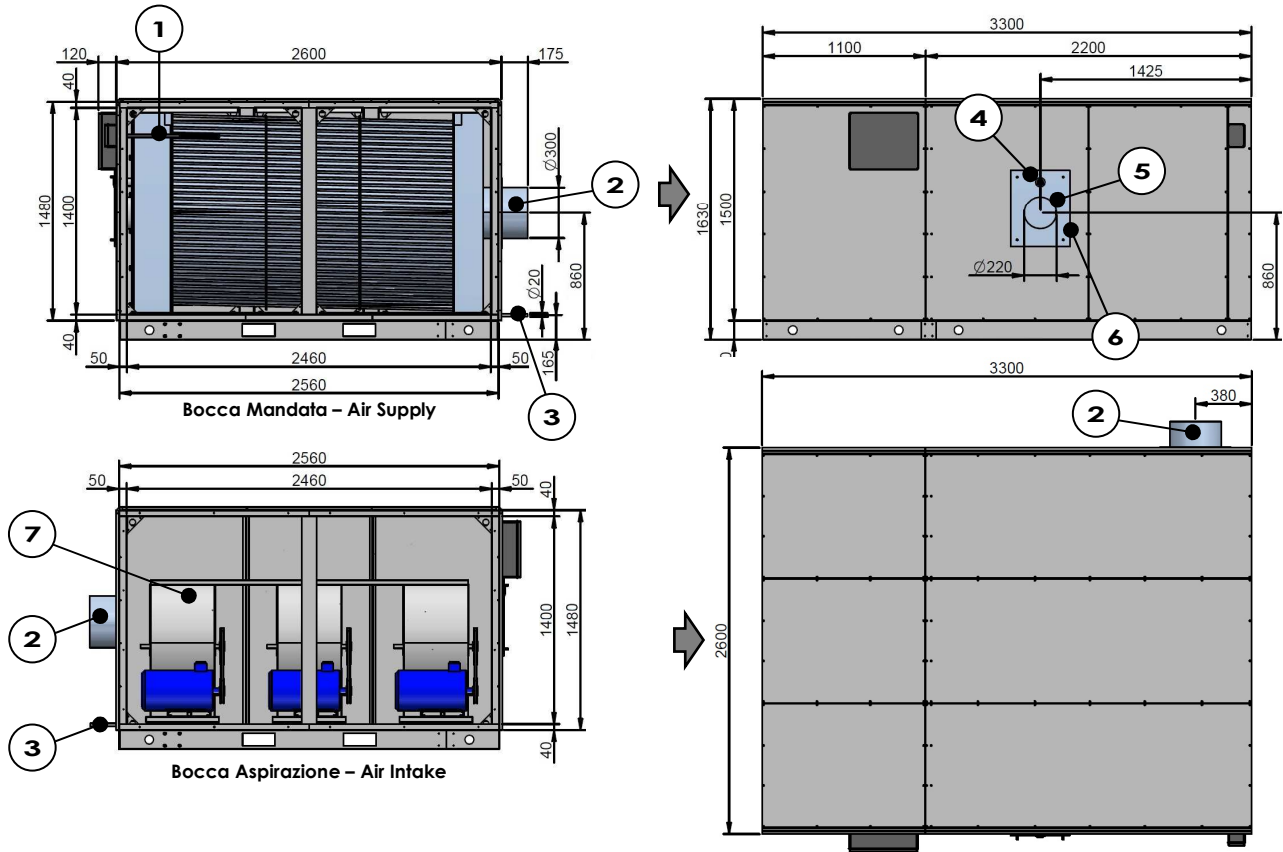


DX
Standard

Su richiesta (senza sovrapprezzo) lato bruciatore a SX
 On Request (no extra price) burner side SX



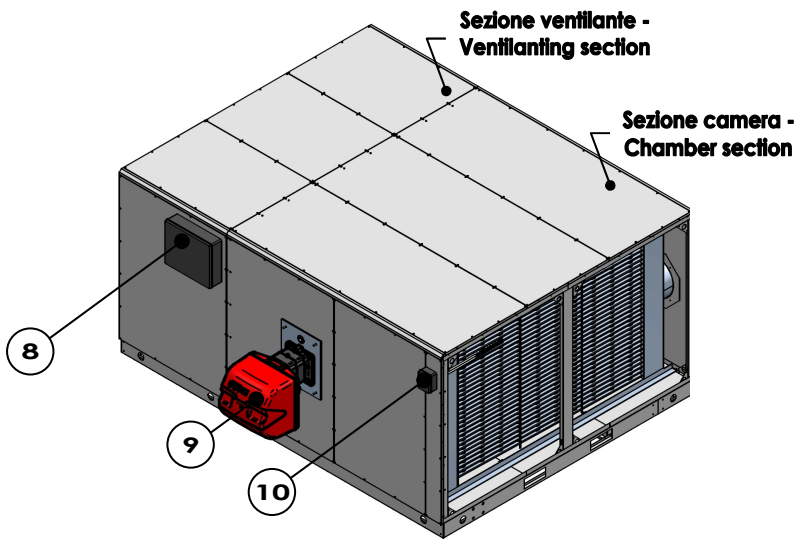
Principali componenti		Main components	
1	Termostati - (TF/L/S-R)	1	Thermostats - (TF/L/S-R)
2	Tubo scarico fumi	2	Smokes exhaust pipe
3	Scarico condensa	3	Condensate drain pipe
4	Spia controllo fiamma	4	Flame inspection
5	Foro Bruciatore	5	Burner hole
6	Flangia Bruciatore	6	Burner flange
7	Ventilatore - (DD., L., M., H..)	7	Fan - (DD., L., M., H..)
Accessori addizionali		Additional accessories	
8	Quadro elettrico - (QE...)	8	Quadro elettrico - (QE...)
9	Bruciatore	9	Bruciatore
10	Quadro elettrico Termostati - (TF/L/S-R)	10	Quadro elettrico Termostati - (TF/L/S-R)



GH 580-01
GH 650-01

Ingombro Totale		2.600x3.300x h1.630
Bocca Int.	Int.	2.460x1.400
Aspirazione Ext.	Ext.	2.560x1.480
Bocca Int.	Int.	2.460x1.400
Mandata Ext.	Ext.	2.560x1.480
Nota: Misure espresse in mm		

Total Size		2.600x3.300x h1.630
Air Intake Ext.	Ext.	2.560x1.480
Air Intake Int.	Int.	2.460x1.400
Air Supply Ext.	Ext.	2.560x1.480
Air Supply Int.	Int.	2.460x1.400
Note: All dimensions in mm		



Fornitura standard in 2 sezioni separate
 Standard supplied in 2 separate sections

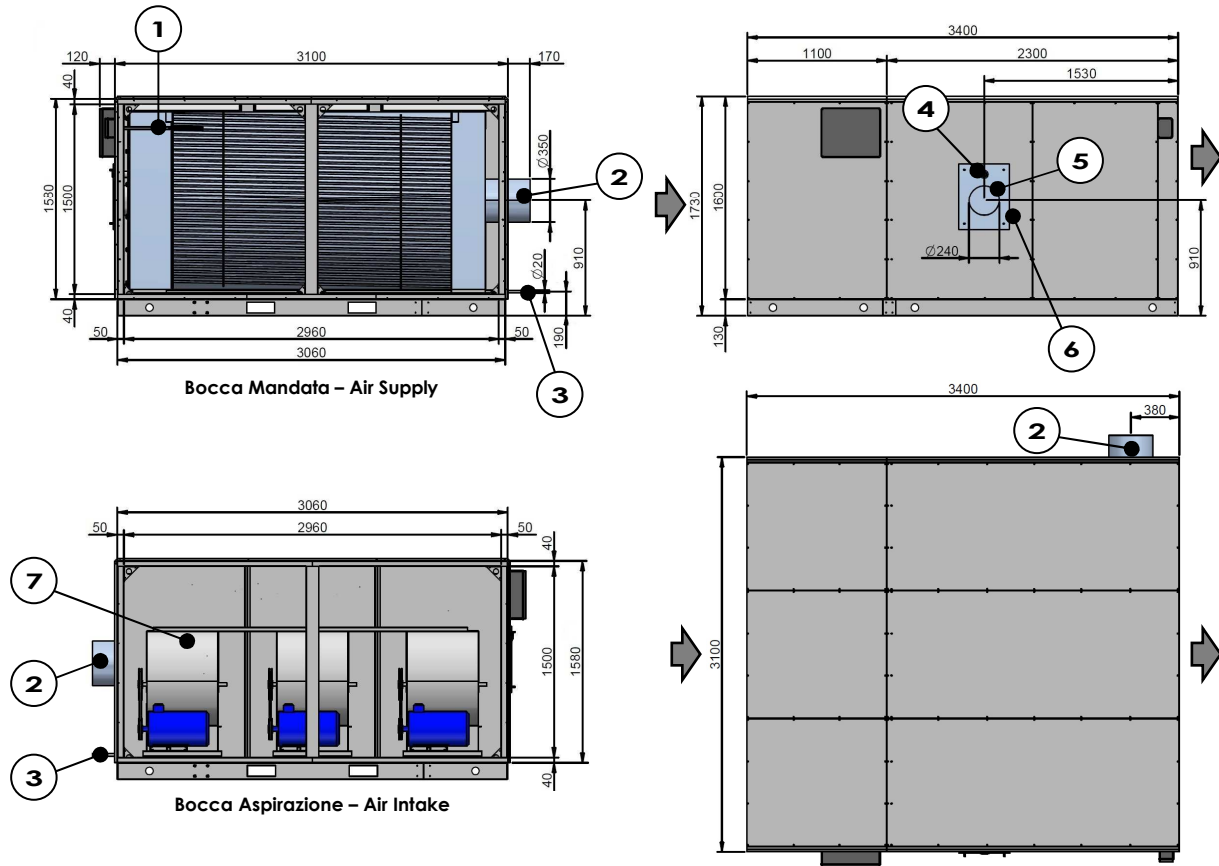
Vista lato camino
 Smokes exhaust side view

Vista lato bruciatore
 Burner side view

DX Standard

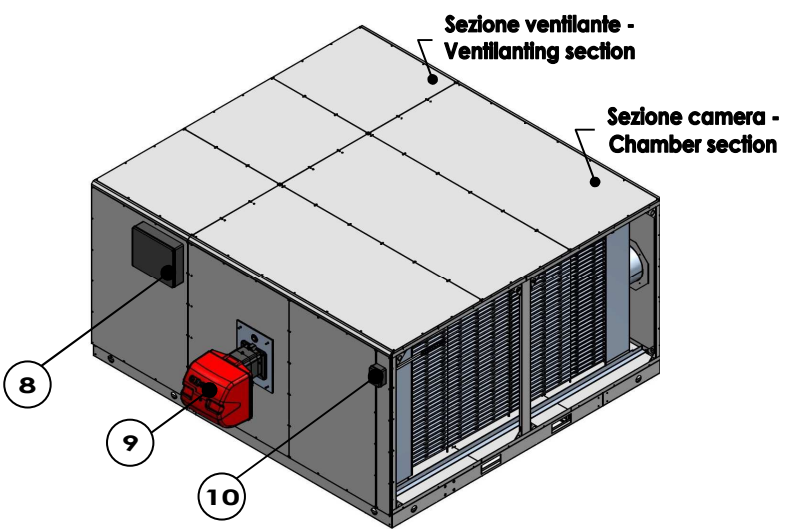
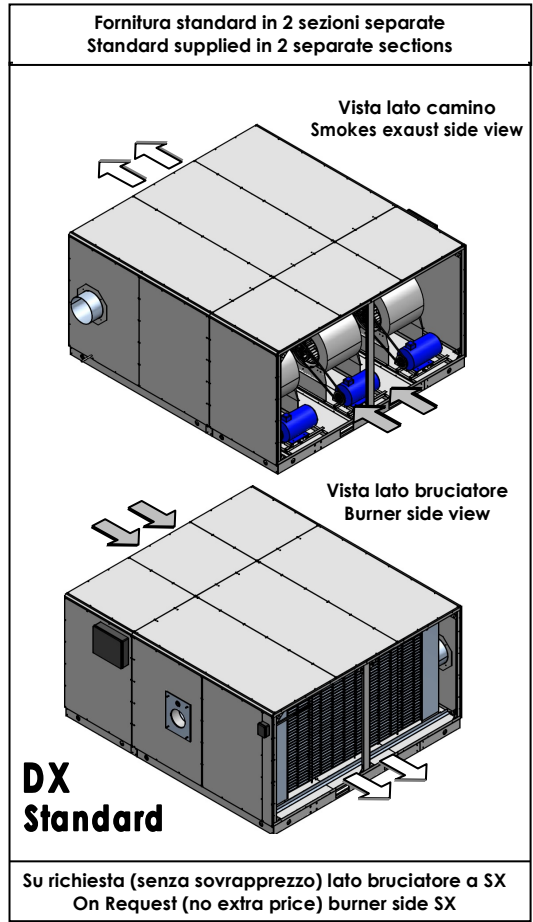
Su richiesta (senza sovrapprezzo) lato bruciatore a SX
 On Request (no extra price) burner side SX

Principali componenti		Main components	
1	Termostati - (TF/L/S-R)	1	Thermostats - (TF/L/S-R)
2	Tubo scarico fumi	2	Smokes exhaust pipe
3	Scarico condensa	3	Condensate drain pipe
4	Spia controllo fiamma	4	Flame inspection
5	Foro Bruciatore	5	Burner hole
6	Flangia Bruciatore	6	Burner flange
7	Ventilatore - (DD., L., M., H..)	7	Fan - (DD., L., M., H..)
Accessori addizionali		Additional accessories	
8	Quadro elettrico - (QE...)	8	Quadro elettrico - (QE...)
9	Bruciatore	9	Bruciatore
10	Quadro elettrico Termostati - (TF/L/S-R)	10	Quadro elettrico Termostati - (TF/L/S-R)

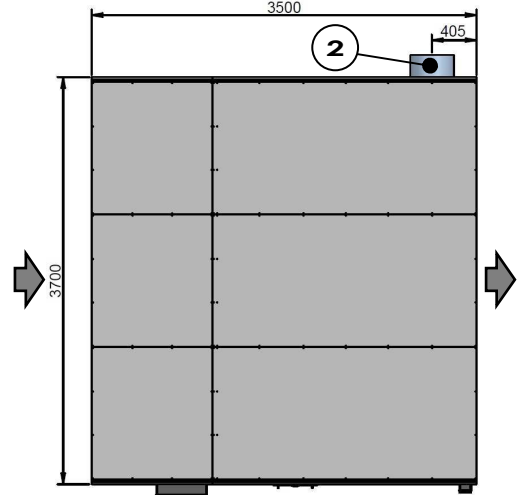
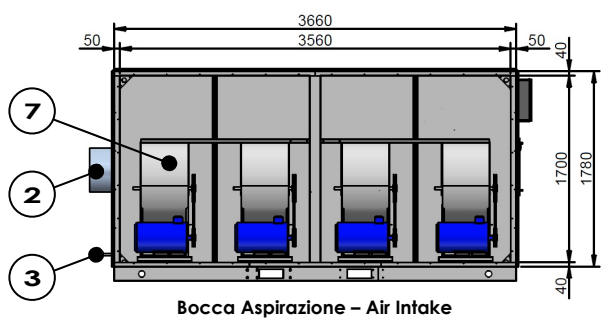
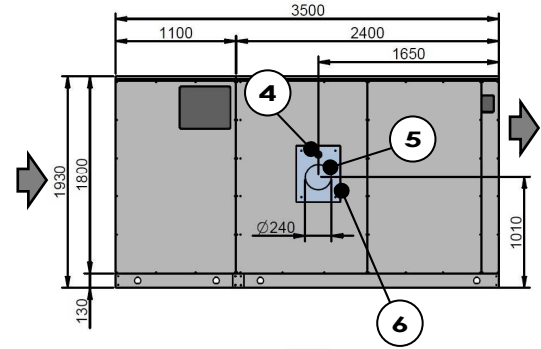
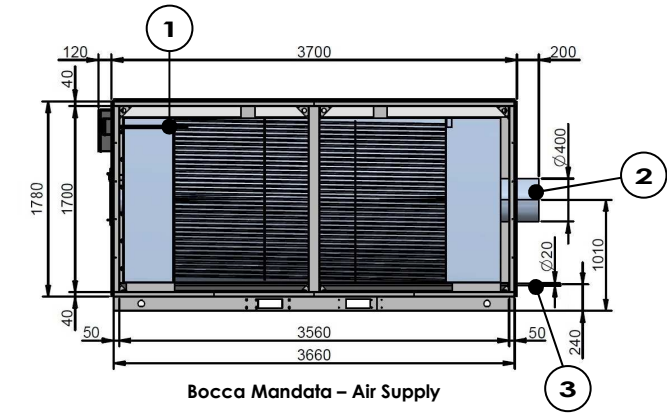


GH 750-01
GH 850-01

Ingombro Totale	3.100x3.400x h1.730	
Bocca Aspirazione	Int.	2.960x1.500
	Ext.	3.060x1.580
Bocca Mandata	Int.	2.960x1.500
	Ext.	3.060x1.580
Nota: Misure espresse in mm		
Total Size	3.100x3.400x h1.730	
Air Intake	Int.	2.960x1.500
	Ext.	3.060x1.580
Air Supply	Int.	2.960x1.500
	Ext.	3.060x1.580
Note: All dimensions in mm		



Principali componenti		Main components	
1	Termostati - (TF/L/S-R)	1	Thermostats - (TF/L/S-R)
2	Tubo scarico fumi	2	Smokes exhaust pipe
3	Scarico condensa	3	Condensate drain pipe
4	Spia controllo fiamma	4	Flame inspection
5	Foro Bruciatore	5	Burner hole
6	Flangia Bruciatore	6	Burner flange
7	Ventilatore - (DD., L., M., H.)	7	Fan - (DD., L., M., H.)
Accessori aggiuntivi		Additional accessories	
8	Quadro elettrico - (QE...)	8	Quadro elettrico - (QE...)
9	Bruciatore	9	Bruciatore
10	Quadro elettrico Termostati - (TF/L/S-R)	10	Quadro elettrico Termostati - (TF/L/S-R)



GH 1000-01
GH 1200-01

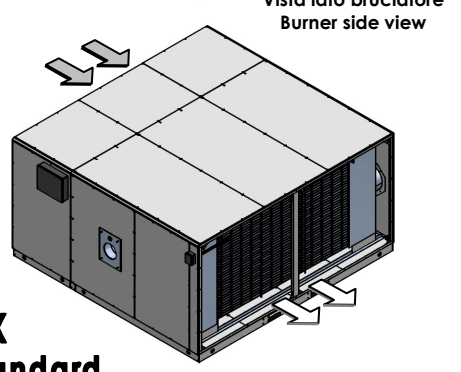
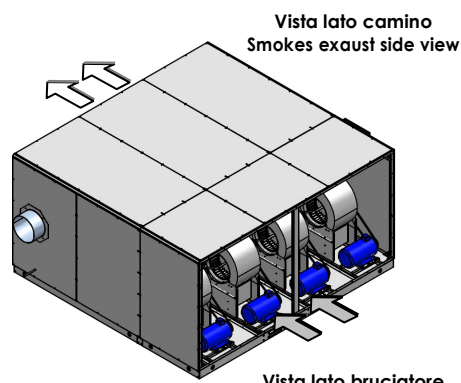
Ingombro Totale		3.700x3.500x h1.930
Bocca	Int.	3.560x1.700
Aspirazione	Ext.	3.660x1.780
Bocca	Int.	3.560x1.700
Mandata	Ext.	3.660x1.780

Nota: Misure espresse in mm

Total Size		3.700x3.500x h1.930
Air	Int.	3.560x1.700
Intake	Ext.	3.660x1.780
Air	Int.	3.560x1.700
Supply	Ext.	3.660x1.780

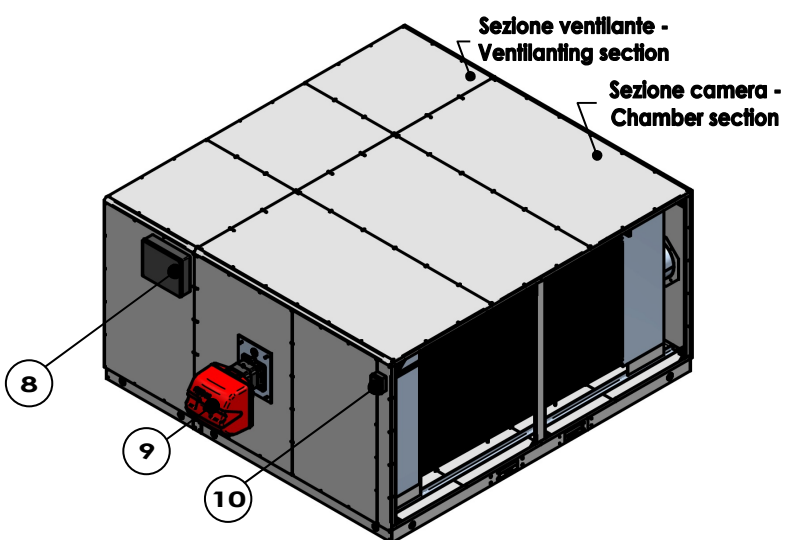
Note: All dimensions in mm

Fornitura standard in 2 sezioni separate
 Standard supplied in 2 separate sections



DX
Standard

Su richiesta (senza sovrapprezzo) lato bruciatore a SX
 On Request (no extra price) burner side SX



Principali componenti		Main components	
1	Termostati - (TF/L/S-R)	1	Thermostats - (TF/L/S-R)
2	Tubo scarico fumi	2	Smokes exhaust pipe
3	Scarico condensa	3	Condensate drain pipe
4	Spia controllo fiamma	4	Flame inspection
5	Foro Bruciatore	5	Burner hole
6	Flangia Bruciatore	6	Burner flange
7	Ventilatore - (DD., L., M., H..)	7	Fan - (DD., L., M., H..)
Accessori aggiuntivi		Additional accessories	
8	Quadro elettrico - (QE...)	8	Quadro elettrico - (QE...)
9	Bruciatore	9	Bruciatore
10	Quadro elettrico Termostati - (TF/L/S-R)	10	Quadro elettrico Termostati - (TF/L/S-R)



ACTIONclima[®]

ACTIONCLIMA S.r.l. - 31030 BIBAN FRAZIONE DI CARBONERA - Via Biban, 54
TREVISO (ITALY) - Tel.: (+39) 0422-699923 - Fax.: (+39) 0422-445768
www.actionclima.it - e-mail: info@actionclima.it