


**COMPONENTI FORNITI**

1	Serranda Frontale
2	Viti

**SUPPLIED ITEMS**

1	Burner's flange
2	Screws



Questo foglio istruzioni è parte integrante del libretto dell'unità sulla quale viene installato l'accessorio.  
A tale documento si rimanda per le AVVERTENZE GENERALI.  
L'installazione deve essere effettuata da personale qualificato.







Hereby instruction sheet is an integral part of the unit's manual on which the accessory is installed.  
Please refer to hereby manual for GENERAL RECOMMENDATIONS.  
The installation must be performed by qualified personnel.

**INSTALLAZIONE**

1..3	Unità di partenza (es. con sezione filtro aria)
4-5	Accostare la serranda alla bocca di aspirazione
6-12	Forare + fissare la serranda con le viti

**INSTALLATION**

1..3	Original Unit (ex. with air filter section)
4-5	Pull the damper to the inlet section
6-12	Drilling with the drill + Fix the damper with the screws



**RISULTATO FINALE - FINAL RESULT**

